



Internal Regulations Part 3

**Principles and rules for the
structure and drafting of CEN
and CENELEC documents
(ISO/IEC Directives —
Part 2:2018, modified)**

June 2019

European Committee for Standardization

Tel: +32 2 550 08 11

Fax: +32 2 550 08 19

European Committee for Electrotechnical Standardization

Tel: +32 2 519 68 71

Fax: +32 2 550 08 19

Rue de la Science 23,
1040 Brussels – Belgium

www.cen.eu

www.cenelec.eu

www.cencenelec.eu

CONTENTS

INTRODUCTORY CLAUSES TO THE ISO/IEC DIRECTIVES, PART 2	5
European foreword	6
Introduction.....	8
1 Scope	9
2 Normative references	9
3 Terms and definitions	11
GENERAL PRINCIPLES	16
4 Objective of standardization	17
5 Principles	17
6 Organization and subdivision of the subject matter	20
7 Verbal forms for expressions of provisions	23
8 Language, spelling, abbreviated terms, style and basic reference works.....	26
9 Numbers, quantities, units and values	27
10 Referencing.....	30
SUBDIVISIONS OF THE DOCUMENT	36
11 Title	37
12 Foreword	39
13 Introduction	40
14 Scope	41
15 Normative references	42
16 Terms and definitions	44
17 Symbols and abbreviated terms.....	50
18 Measurement and test methods	51
19 Marking, labelling and packaging.....	55
20 Annexes	56
21 Bibliography	58
COMPONENTS OF THE TEXT	59
22 Clauses and subclauses	60
23 Lists	62
24 Notes.....	63
25 Examples	66
26 Footnotes	67
27 Mathematical formulae	68
28 Figures	70
29 Tables	79
POLICY	82
30 Patent rights.....	83
31 Use of trade names and trademarks	83
32 Copyright.....	83
33 Aspects of conformity assessment.....	84
34 Aspects of quality management systems, reliability and sampling.....	85

CEN/CENELEC Internal Regulations Part 3:2019 (E)

35 Management standards (MS) and management systems standards (MSS)	85
ANNEXES	87
Annex A (informative) Checklist for writers and editors of documents.....	88
Annex B (normative) Quantities and units	90
Annex C (normative) Designation of internationally standardized items.....	93
Annex D (informative) Reference documents and sources for drafting.....	100
Annex ZA (normative) Adoption (endorsement) of International Standards and other reference documents as European Standards.....	103
ZA.1 General	103
ZA.2 European Standard identical with an International Standard	103
ZA.3 European Standard with common modifications	103
ZA.4 European Standard with numerous deviations.....	104
ZA.5 Other reference documents.....	104
ZA.6 European annexes.....	104
ZA.7 Particular conditions existing in certain countries.....	104
Annex ZB (normative) European annexes on special national conditions, A-deviations and normative references	106
ZB.1 Special national conditions	106
ZB.2 A-deviations.....	106
ZB.3 Normative references to international publications with their corresponding European publications (For CENELEC only)	107
Annex ZC (normative) Publication of European Standards as national standards	108
ZC.1 General	108
ZC.2 Reproduction of a European Standard	109
ZC.3 Endorsement of a European Standard	109
ZC.4 Translation of an official version of a European Standard	109
ZC.5 Publication as a national standard of a European Standard which is an endorsement of an International Standard or other reference document.....	110
ZC.6 Special national conditions and A-deviations	111
ZC.7 Additional national information	111
ZC.8 References (quotations) in national standards implementing a European Standard	111
ZC.9 Composition of a European Standard and scheme for its national publication	112

INTRODUCTORY CLAUSES TO THE ISO/IEC DIRECTIVES, PART 2

European foreword

This Part 3 of the CEN/CENELEC Internal Regulations sets out the rules for the structure, drafting and presentation of European Standards (EN) and for the implementation of European Standards at national level, in order to ensure that the technical content and presentation are identical in all member countries.

This document supersedes the CEN/CENELEC Internal Regulations Part 3:2017.

This document is presented in such a way that it serves as an example of the rules that it provides.

In the context of the CEN/CENELEC Internal Regulations — Part 2, these rules also apply when preparing Technical Specifications, Technical Reports, Guides, Workshop Agreements and Harmonization Documents (HD for CENELEC only). The document Publicly Available Specification referred to in the ISO/IEC Directives — Part 2 is not applicable to CEN and CENELEC.

Additional information and guidance is obtainable from the CEN and CENELEC Business Operations Support Systems (BOSS) (<http://boss.cen.eu/Pages/default.aspx> and <https://boss.cenelec.eu/Pages/default.aspx>). The templates and guidance on usage are also available on the CEN BOSS and CENELEC BOSS, specifically at the following pages: <http://boss.cen.eu/reference%20material/Pages/default.aspx> and <https://boss.cenelec.eu/reference%20material/FormsTemplates/Pages/default.aspx>.

These rules are in conformity with the corresponding rules of ISO and IEC. In order to cope with specific European requirements, CEN and CENELEC agreed with the principle of a consolidated “ISO/IEC Directives — Part 2” with integrated modifications.

Where the ISO/IEC Directives — Part 2 use the expression “ISO/IEC”, “ISO” or “IEC”, it is understood for European work as referring to CEN and CENELEC jointly, CEN or CENELEC. Where the expression “International Standard” is used, it is understood as “European Standard”, with the exception of Clause 3, 15.5.3, Annex ZA and Annex ZC. Where the ISO/IEC Directives — Part 2 use the expression “ISO Central Secretariat”, or “IEC Central Office”, it is understood for European work as referring to the CEN-CENELEC Management Centre.

Where the expression “CEN/CENELEC document” is used, it is understood as a CEN or CENELEC or joint CEN/CENELEC document.

Where the term “Foreword” is used, it is understood as “European foreword”.

The main changes compared to the previous edition are listed below:

- updating of reference documents, cross-references and examples;
- addition of terminological entry for “Publicly Available Specification” (3.1.6);
- review of grammar and linguistic consistency of definitions in Clause 3;
- replacement of “Verbal form” with “Preferred verbal form” in Tables 3 to 7;
- deletion of “needs to” and “need not” as equivalent expressions in Table 3;
- replacement of “need not” with “may not” as expression of permission in the negative form in Table 5;
- clarification in 8.1 that the general policy on the use of languages is explained in the ISO/IEC Directives, Part 1;
- redrafting of text describing how normative references are cited in the text (in 10.2, 15.1, 15.5.3 and Table A.1) to improve clarity of meaning;

CEN/CENELEC Internal Regulations Part 3:2019 (E)

- addition of 10.2, bullet e), regarding the rules relating to referencing of patented items;
- inclusion of a statement in Clause 14 that the Scope shall be numbered as Clause 1;
- inclusion of statements in Clause 15 that the Normative references clause shall be numbered as Clause 2 and that it shall only appear once in a document;
- inclusion of statements in Clause 16 that the Terms and definitions clause shall be numbered as Clause 3 and that it shall only appear once in a document;
- inclusion of statements in Clause 16 that terms shall be presented in their basic grammatical form and that a definition shall not take the form of, or contain, a requirement (in accordance with ISO 10241-1);
- clarification in 20.2 that informative annexes may contain optional requirements;
- inclusion of a statement in 21.4 that the Bibliography shall not have a clause number;
- splitting of former Clause 34 into Clauses 34 and 35, with clarification of where to find additional rules on management standards and management system standards;
- addition of a new Figure 6 (Example of a graph) and renumbering of subsequent figures;
- revision of Figure 1, Figure 7 (former Figure 6) and Figure 10 (former Figure 9);
- inclusion of a new Table 8 to summarize how to use notes and footnotes within documents, and renumbering of subsequent tables;
- inclusion of cross-references in the checklist in Annex A.

This Part 3 of the CEN/CENELEC Internal Regulations is applicable to all enquiry and final drafts registered after 2019-10-01.

Endorsement notice

The text of the ISO/IEC Directives — Part 2 “Principles and rules for the structure and drafting of ISO and IEC documents”, eighth edition, 2018, was approved by CEN and CENELEC as their Internal Regulations — Part 3, “Rules for the structure and drafting of CEN/CENELEC Publications”, with agreed modifications indicated by a vertical line in both margins of the text.

Introduction

The ISO/IEC Directives, Part 2 states the general principles by which ISO and IEC documents are drafted and stipulates certain rules to be applied in order to ensure that they are clear, precise and unambiguous. These rules are also important for ensuring that each document contributes effectively to the consistent and interdependent body of knowledge that ISO and IEC produce.

It is recognized that the ever-increasing range of subject matter covered by ISO and IEC reflects an increasingly diverse range of users of their documents, both geographical and in terms of the level and type of technical expertise that it can be expected to have. Those drafting ISO and IEC documents should try to be aware of the particular needs of their intended users and to write in a style that is likely to be readily understood. It is particularly important to be conscious of the likelihood that a document will be translated.

Advice on applying these regulations is readily available from the CEN-CENELEC Management Centre, as appropriate, and it should be sought whenever any difficulties are encountered.

1 Scope

The ISO/IEC Directives, Part 2 contains the principles and rules for the structure and drafting of International Standards, Technical Specifications and Publicly Available Specifications. Publicly Available Specifications do not exist in CEN and CENELEC. As far as practicable, these principles and rules also apply to Technical Reports and Guides. All these document types are referred to collectively as *documents*, unless otherwise necessary.

The ISO/IEC Directives, Part 2 does not specify the typography and layout of documents, which are determined by the house style of the publishing organization. Presentation is outside of the scope of the ISO/IEC Directives, Part 2.

The ISO/IEC Directives, Part 2 does not specify the rules governing the process and procedures by which ISO and IEC documents are developed. These rules are provided in the ISO/IEC Directives, Part 1 and ISO, IEC and JTC 1 Supplements.

2 Normative references

The following documents are referred to in the text in such a way that some or all of their content constitutes requirements of this document. For dated references, only the edition cited applies. For undated references, the latest edition of the referenced document (including any amendments) applies.

ISO 128-30, *Technical drawings – General principles of presentation – Part 30: Basic conventions for views*

ISO 128-34, *Technical drawings – General principles of presentation – Part 34: Views on mechanical engineering drawings*

ISO 128-40, *Technical drawings – General principles of presentation – Part 40: Basic conventions for cuts and sections*

ISO 128-44, *Technical drawings – General principles of presentation – Part 44: Sections on mechanical engineering drawings*

ISO 690, *Information and documentation – Guidelines for bibliographic references and citations to information resources*

ISO 3098, *Technical product documentation – Lettering*

ISO 5807, *Information processing – Documentation symbols and conventions for data, program and system flowcharts, program network charts and system resources charts*

ISO 7000¹, *Graphical symbols for use on equipment – Index and synopsis*¹

ISO 7001¹, *Graphical symbols – Registered symbols*

ISO 7010¹, *Graphical symbols – Safety colours and safety signs – Registered safety signs*

ISO 10241-1, *Terminological entries in standards – Part 1: General requirements and examples of presentation*

¹ Available at <https://www.iso.org/obp>.

CEN/CENELEC Internal Regulations Part 3:2019 (E)

ISO 14617 (all parts), *Graphical symbols for diagrams*

ISO 80000 (all parts), *Quantities and units*

IEC 60027 (all parts), *Letter symbols to be used in electrical technology*

IEC 60417, *Graphical symbols for use on equipment*²

IEC 60617, *Graphical symbols for diagrams*³

IEC 61082-1, *Preparation of documents used in electrotechnology – Part 1: Rules*

IEC 61175-1, *Industrial systems, installations and equipment and industrial products – Designation of signals – Part 1: Basic rules*

IEC 80000 (all parts), *Quantities and units*

IEC 81346 (all parts), *Industrial systems, installations and equipment and industrial products – Structuring principles and reference designations*

ISO/IEC Directives, *Part 1, Procedures for the technical work*

ISO/IEC Directives, *Part 1, Consolidated ISO Supplement*

ISO/IEC Directives, *Supplement – Procedures specific to IEC*

*Quality management systems – Guidance and criteria for the development of documents to meet needs of specific product and industry/economic sectors, ISO/TC 176*⁴

CEN Templates, available at (<http://boss.cen.eu/reference%20material/Pages/default.aspx>)

CENELEC Templates, available at
(<https://boss.cenelec.eu/reference%20material/FormsTemplates/Pages/default.aspx>)

CEN/CENELEC Guide 8, *CEN-CENELEC Guidelines for Implementation of the Common IPR Policy*

CEN/CENELEC Internal Regulations — Part 2:2018, Common rules for standardization work

NOTE 1 This publication is referred to as “IR Part 2”.

NOTE 2 Attention is drawn to the CEN and CENELEC Business Operations Support Systems
(<http://boss.cen.eu/Pages/default.aspx> and <https://boss.cenelec.eu/Pages/default.aspx>).

² Available at <http://std.iec.ch/iec60417>.

³ Available at <http://std.iec.ch/iec60617>.

⁴ Available at <https://www.iso.org/directives> (in the section "Normative references").

3 Terms and definitions

For the purposes of this document, the following terms and definitions apply.

ISO and IEC maintain terminological databases for use in standardization at the following addresses:

- ISO Online browsing platform: available at <https://www.iso.org/obp>
- IEC Electropedia: available at <http://www.electropedia.org/>

3.1 Document type

3.1.1

document

ISO or IEC standardization draft or publication

EXAMPLE *International Standards* (3.1.4), *Technical Specifications* (3.1.5), *Publicly Available Specifications* (3.1.6), *Technical Reports* (3.1.8) and *Guides* (3.1.7).

3.1.2

standard

document (3.1.1), established by consensus and approved by a recognized body, that provides, for common and repeated use, rules, guidelines or characteristics for activities or their results, aimed at the achievement of the optimum degree of order in a given context

Note 1 to entry: Standards should be based on the consolidated results of science, technology and experience, and aimed at the promotion of optimum community benefits.

[SOURCE: EN 45020:2006, 3.2]

3.1.3

international standard

standard (3.1.2) that is adopted by an international standardizing/standards organization and made available to the public

[SOURCE: EN 45020:2006, 3.2.1.1]

3.1.4

International Standard

international standard (3.1.3) where the international standards organization is ISO or IEC

3.1.5

Technical Specification

TS

document adopted by CEN/CENELEC for which there is the future possibility of agreement on a European Standard, but for which at present

- the required support for approval as a European Standard cannot be obtained,
- there is doubt on whether consensus has been achieved,
- the subject matter is still under technical development, or
- there is another reason precluding immediate publication as a European Standard.

[SOURCE: IR Part 2:2018, 2.6]

CEN/CENELEC Internal Regulations Part 3:2019 (E)

3.1.6

Publicly Available Specification

PAS

document (3.1.1) published by ISO or IEC to respond to an urgent market need, representing either

- a) a consensus in an organization external to ISO or IEC, or
- b) a consensus of the experts within a working group

Note 1 to entry: A Publicly Available Specification is not allowed to conflict with an existing International Standard (3.1.4).

Note 2 to entry: Competing Publicly Available Specifications on the same subject are permitted.

3.1.7

Guide

document published by CEN/CENELEC giving rules, orientation, advice or recommendations relating to European standardization

[SOURCE: IR Part 2:2018, 2.8]

3.1.8

Technical Report

TR

document adopted by CEN/CENELEC containing informative material not suitable to be published as a European Standard or a Technical Specification

Note 1 to entry: A TR may include, for example, data obtained from a survey carried out among the CEN/CENELEC national members, data on work in other organizations, or data on the “state-of-the-art” in relation to national standards on a particular subject.

[SOURCE: IR Part 2:2018, 2.7]

3.1.9

European Standard

EN

standard adopted by CEN/CENELEC and carrying with it an obligation of implementation as an identical national standard and withdrawal of conflicting national standards

Note 1 to entry: “Harmonised Standard” is a term used in Regulation (EU) No 1025/2012 of the European Parliament and of the Council, meaning a European Standard adopted on the basis of a request made by the Commission for the application of Union harmonisation legislation.

[SOURCE: IR Part 2:2018, 2.5]

3.1.10

Harmonization Document

HD

CENELEC standard that carries with it the obligation to be implemented at national level, at least by public announcement of the HD number and title and by withdrawal of any conflicting national standards

[SOURCE: IR Part 2:2018, 2.9]

3.1.11

CEN/CENELEC Workshop Agreement

CWA

CEN/CENELEC document, developed by a Workshop, which reflects an agreement between identified individuals and organizations responsible for its contents

[SOURCE: IR Part 2:2018, 2.10]

3.2 Elements of a document

3.2.1

normative element

element that describes the scope of the *document* (3.1.1) or sets out *provisions* (3.3.1)

3.2.2

informative element

element intended to assist the understanding or use of the *document* (3.1.1) or that provides contextual information about its content, background or relationship with other documents

3.2.3

mandatory element

element that has to be present in a *document* (3.1.1)

EXAMPLE The Scope is an example of a mandatory element.

3.2.4

conditional element

element that is present depending on the *provisions* (3.3.1) of the particular *document* (3.1.1)

EXAMPLE The symbols and abbreviated terms clause is an example of a conditional element.

3.2.5

optional element

element that the writer of a *document* (3.1.1) may choose to include or not

EXAMPLE The introduction is an example of an optional element.

3.3 Provisions

3.3.1

provision

expression in the content of a normative *document* (3.1.1) that takes the form of a *statement* (3.3.2), an instruction, a *recommendation* (3.3.4) or a *requirement* (3.3.3)

Note 1 to entry: These forms of provision are distinguished by the form of wording they employ; e.g. instructions are expressed in the imperative mood, recommendations by the use of the auxiliary "should" and requirements by the use of the auxiliary "shall".

[SOURCE: EN 45020:2006, 7.1]

3.3.2

statement

expression in the content of a *document* (3.1.1) that conveys information

Note 1 to entry: Table 5 specifies the verbal forms for indicating a course of action permissible within the limits of the document. Table 6 specifies the verbal forms to be used for statements of *possibility* (3.3.6) and *capability* (3.3.7).

3.3.3

requirement

expression in the content of a *document* (3.1.1) that conveys objectively verifiable criteria to be fulfilled and from which no deviation is permitted if conformance with the document is to be claimed

Note 1 to entry: Requirements are expressed using the verbal forms specified in Table 3.

3.3.4

recommendation

expression in the content of a *document* (3.1.1) that conveys a suggested possible choice or course of action deemed to be particularly suitable without necessarily mentioning or excluding others

Note 1 to entry: Recommendations are expressed using the verbal forms specified in Table 4.

Note 2 to entry: In the negative form, a recommendation is the expression that a suggested possible choice or course of action is not preferred but it is not prohibited.

3.3.5

permission

expression in the content of a *document* (3.1.1) that conveys consent or liberty (or opportunity) to do something

Note 1 to entry: Permissions are expressed using the verbal forms specified in Table 5.

3.3.6

possibility

expression in the content of a *document* (3.1.1) that conveys expected or conceivable material, physical or causal outcome

Note 1 to entry: Possibility is expressed using the verbal forms specified in Table 6.

3.3.7

capability

expression in the content of a *document* (3.1.1) that conveys the ability, fitness, or quality necessary to do or achieve a specified thing

Note 1 to entry: Capability is expressed using the verbal forms specified in Table 6.

3.3.8

external constraint

constraint or obligation on the user of the *document* (3.1.1) (e.g. laws of nature or particular conditions existing in some countries or regions), that is not stated as a *provision* (3.3.1) of the document

Note 1 to entry: External constraints are referred to using the verbal form specified in Table 7.

Note 2 to entry: Use of the word "must" does not imply that the external constraint referred to is a requirement of the document.

3.4

state of the art

developed stage of technical *capability* (3.3.7) at a given time as regards products, processes and services, based on the relevant consolidated findings of science, technology and experience

[SOURCE: EN 45020:2006, 1.4]

3.5 Additional definitions relating to European documents

3.5.1

common modification

alteration of, addition to or deletion from the content of a reference document, approved by CEN/CENELEC and thus forming part of the EN (and HD for CENELEC)

[SOURCE: IR Part 2:2018, 2.14]

3.5.2

special national condition

national characteristic or practice that cannot be changed even over a long period, e.g. climatic conditions, electrical earthing conditions

[SOURCE: IR Part 2:2018, 2.15]

3.5.3

A-deviation

modification of, addition to or deletion from the content of an EN (and HD for CENELEC) reflecting a national situation due to regulations the alteration of which is for the time being outside the competence of the CEN/CENELEC national member

Note 1 to entry: Where standards fall under EC Directives or Regulations, it is the view of the Commission of the European Communities (OJ No C 59, 1982-03-09) that the effect of the decision of the Court of Justice in Case 815/79 Cremonini/Vrankovich (European Court Reports 1980, p. 3583) is that compliance with A-deviations is no longer mandatory and that the free movement of products complying with such a standard should not be restricted within the EC except under the safeguard procedure provided for in the relevant Directive or Regulation.

[SOURCE: IR Part 2:2018, 2.16]

3.5.4

definitive text

text distributed by the CEN-CENELEC Management Centre after approval of a CEN/CENELEC publication

[SOURCE: IR Part 2:2018, 2.22]

GENERAL PRINCIPLES

4 Objective of standardization

The objective of documents is to specify clear and unambiguous provisions in order to help international trade and communication. To achieve this objective, documents shall:

- be complete within the limits specified by their scope;

NOTE 1 When a document provides requirements or recommendations, these are either written explicitly, or made by reference to other documents (see Clause 10).

- be consistent, clear and accurate;
- be written using all available knowledge about the state of the art;
- take into account the current market conditions;

NOTE 2 There is sometimes a tension between what is technically feasible and what the market actually requires and is prepared to pay for.

- provide a framework for future technological development;
- be comprehensible to qualified people who have not participated in their preparation; and
- conform to the ISO/IEC Directives, Part 2.

A document does not in itself impose any obligation upon anyone to follow it. However, an obligation can be imposed, for example, by legislation or by a contract which makes reference to the document.

A document shall not include contractual requirements (e.g. concerning claims, guarantees, covering of expenses) and legal or statutory requirements.

5 Principles

5.1 Planning and preparation

Rules for the planning and preparation of new work items are given in the ISO/IEC Directives, Part 1. The rules given in the ISO/IEC Directives and ISO and IEC Supplements shall be applied throughout all stages of drafting to avoid delay. In order to ensure the timely publication of a document or of a series of associated documents, the following shall be determined before drafting begins:

- the intended structure;
- any interrelationships;
- the organization and subdivision of the subject matter (see Clause 6).

In the case of a multipart document, a list of the intended parts should be drawn up (preferably including their titles and scopes).

5.2 Aim-oriented approach

Not all characteristics of an item or a subject can be or need to be standardized. The choice of characteristics to be standardized depends on the aims of the document (e.g. health, safety, protection of the environment, interface, interchangeability, compatibility or interworking, and variety control). A functional analysis of the product can help to identify the characteristics to be included in the document.

It is permitted but not necessary to give an explanation for the inclusion of individual characteristics. More general background information can be given in the Introduction (see Clause 13).

5.3 Fitness for implementation as a regional or national standard

Characteristics that are suitable for international acceptance shall be chosen. Where necessary several options may be indicated (e.g. owing to differences in legislation, climate, environment, economies, social conditions, trade patterns).

The content of a document shall be written so that it can be applied and adopted without change as a regional or national standard.

See ISO/IEC Guide 21-1 for regional or national adoption of International Standards and ISO/IEC Guide 21-2 for regional or national adoption of other International Deliverables.

5.4 Performance principle

Whenever possible, requirements shall be expressed in terms of performance rather than design or descriptive characteristics. This principle allows maximum freedom for technical development and reduces the risk of undesirable market impacts (e.g. limiting development of innovative solutions).

EXAMPLE

Different approaches are possible in the specification of requirements concerning a table:

Design requirements: The table shall have four wooden legs.

Performance requirements: The table shall be constructed such that when subjected to ... [stability and strength criteria].

When the performance principle is adopted, care shall be taken to ensure that important features are not inadvertently omitted from the performance requirements.

If it is impossible to determine the necessary performance characteristics, the material or product may be specified. However, in such a case the phrase "... or any other material or product proved to be equally suitable" should be included.

Requirements concerning the manufacturing process shall usually be omitted in favour of tests to be made on the final product. There are, nevertheless, some fields in which reference to the manufacturing process is needed (e.g. hot rolling, extrusion) or even in which an inspection of the manufacturing process is necessary (e.g. pressure vessels).

However, the choice between specifying by description or by performance needs consideration because specification by performance can lead to complicated, costly and lengthy testing procedures.

5.5 Verifiability

Requirements shall be objectively verifiable. Only those requirements that can be verified shall be included.

Phrases such as "sufficiently strong" or "of adequate strength" shall not be used because they are subjective statements.

The stability, reliability or lifetime of a product shall not be specified if no test method is known that can verify the claim in a reasonably short time. A guarantee by the manufacturer is not a substitute for such requirements. Guarantee conditions shall not be included, because they are a commercial or contractual rather than technical in nature.

5.6 Consistency

Consistency should be maintained within each document, and within a series of associated documents:

- The structure of associated documents and the numbering of their clauses should, as far as possible, be identical.
- Identical wording should be used to express identical provisions.
- The same terminology should be used throughout. The use of synonyms should be avoided.

Consistency is particularly important to help the user understand documents or series of associated documents. It is also important when using automated text processing techniques and computer-aided translation.

5.7 Avoidance of duplication and unnecessary deviations

Documents should avoid duplication. This is particularly important in test methods which are often applicable to more than one product, or type of product.

Before standardizing any item or subject, the writer shall determine whether an applicable standard already exists. If it is necessary to invoke a requirement that appears elsewhere, this should be done by reference, not by repetition – see Clause 10.

If a test method is, or is likely to be, applicable to two or more types of product, a document shall be prepared on the method itself, and each document dealing with a given product shall refer to it (indicating any modifications that could be necessary). This will help to prevent unnecessary deviations.

As far as possible, the requirements for one item or subject should be confined to one document.

In some fields it can be desirable to write a document specifying generic requirements applicable to a group of items or subjects.

If it is considered necessary to repeat a requirement from an exterior source, its source shall be referenced precisely (see 10.1).

5.8 Accommodation of more than one product size

If the aim of a document is standardization of a single size for a product, but there is more than one widely accepted size in international use, a committee may decide to include alternative product sizes in the document. However, in such cases, every effort shall be made to reduce the number of alternatives to a minimum, taking the following points into account:

- the volume of international trade in the sort of product involved shall serve as a criterion for "international use", not the number of countries or the volume of production in those countries;
- only sizes that are likely to be in international use in the reasonably foreseeable future (e.g. five years or more) shall be included in the document.

Whenever alternative solutions are to be adopted internationally, they shall all be included in the same document and preferences for the different alternatives shall be provided. The reasons for the preferences shall be explained in the introduction to the document.

When agreed by the committee and approved by the ISO Technical Management Board, (ISO/TMB) or the IEC Standardization Management Board (IEC/SMB), a transitional period may be indicated during which the use of non-preferred values is permitted.

5.9 Characteristics not specified in a document

In some cases, a document may list characteristics that can be chosen freely by the supplier. The characteristics chosen shall be stated, for example on a name-plate, label or accompanying document.

For most kinds of complex item, it is impractical to specify exhaustive performance requirements. Instead, it is preferable to require that the item be supplied with a list of performance data.

This approach is not acceptable in the case of health and safety requirements.

Documents listing characteristics for which suppliers or purchasers are required to state values or other data not specified by the document shall specify how such values are to be measured and stated.

6 Organization and subdivision of the subject matter

6.1 Names of the main subdivisions

The terms that shall be used to designate the divisions and subdivisions of subject matter are given in Table 1 in English.

Table 1 – Names of divisions and subdivisions

English term	Example of numbering
Part	9999-1
Clause	1
Subclause	1.1
Subclause	1.1.1
Paragraph	[no number]
Annex	A

6.2 Subdivision into documents

Documents are so diverse that no universally acceptable rules can be established for the subdivision of the subject matter.

However, as a general principle, an individual document shall be prepared for each subject to be standardized, and published either as a single standard or a single part of a series.

EXAMPLE 1 Examples of reasons for the subdivision into parts under the same number are

- the document is likely to become too long,
- subsequent parts of the content are interlinked,
- portions of the document could be referred to in regulations, and
- portions of the document are intended to serve for certification purposes.

Such subdivision has the advantage that each part can be revised separately as necessary.

In particular, the aspects of a product that are of separate interest to different parties (e.g. manufacturers, certification bodies, legislative bodies or other users) shall be clearly distinguished, preferably as parts of a document or as individual documents.

EXAMPLE 2 Examples of such individual aspects are

- health and safety requirements,
- performance requirements,
- maintenance and service requirements,
- installation rules, and
- quality assessment.

6.3 Subdivision of the subject matter within a series of parts

There are two main ways of subdividing subject matter within a series of parts.

a) Each part deals with a specific aspect of the subject and can stand alone.

EXAMPLE 1

Part 1: Vocabulary

Part 2: Requirements

Part 3: Test methods

Part 4: ...

EXAMPLE 2

Part 1: Vocabulary

Part 2: Harmonics

Part 3: Electrostatic discharge

Part 4: ...

b) There are both common and specific aspects to the subject. The common aspects shall be given in Part 1. Specific aspects (which can modify or supplement the common aspects and therefore cannot stand alone) shall be given in separate individual parts.

EXAMPLE 3

Part 1: General requirements

Part 2: Thermal requirements

Part 3: Air purity requirements

Part 4: Acoustical requirements

EXAMPLE 4

Part 1: General requirements

Part 21: Particular requirements for electric irons

Part 22: Particular requirements for spin extractors

Part 23: Particular requirements for dishwashers

EXAMPLE 5 For IEC documents only

Part 1: General requirements

Part 2-1: Requirements for plasma displays

Part 2-2: Requirements for monitors

Part 2-3: Requirements for LCDs

Where the system described in b) is used, care shall be taken that the references from one part to another are valid. There are two ways of achieving this.

- If reference is made to a particular element, the reference shall be dated (see 10.5).
- When undated references (see 10.4) are used, the committee responsible shall validate the references at the time of review of the document.

Each part of a multipart document shall be drafted in accordance with the same rules as those used for an individual document.

The number of a part shall be in Arabic numerals, starting with 1, following the document number and preceded by a hyphen.

EXAMPLE 6 ISO 9999-1, ISO 9999-2

In ISO, parts cannot be further subdivided. In IEC, parts can be subdivided down to two levels. See the examples in 11.4.

EXAMPLE 7 IEC 60335-2-9

If a document is subdivided in a number of separate parts, the first part should include an explanation of the intended structure in its introduction. When developing a series, consider reserving Part 1 for general aspects such as a vocabulary.

In the Foreword of each part in the series, a reference may be made to the titles of all other parts that have been or are planned to be published.

EXAMPLE 8

A list of all the parts in the ISO xxxx series, published under the general title xxx, can be found on the ISO website.

A list of all the parts in the IEC xxxx series, published under the general title xxx, can be found on the IEC website.

6.4 Subdivision of the subject matter within an individual document

An example of a typical arrangement is given in Table 2.

Table 2 – Overview of the major subdivisions of a document and their arrangement in the text

Major subdivision	Mandatory/Optional/Conditional
Title	Mandatory
Foreword	Mandatory
Introduction	Optional/Conditional ^a
Scope	Mandatory
Normative references	Mandatory ^b
Terms and definitions	Mandatory ^b
Symbols and abbreviated terms	Conditional
Technical content For example: test methods	Mandatory/Optional/Conditional
Annexes	Optional
Bibliography	Conditional
^a See 13.3.	
^b When no normative references or terms are listed, use the introductory texts provided in 15.5.1 and 16.5.2.	

7 Verbal forms for expressions of provisions

7.1 General

The user of the document needs to be able to identify the requirements he/she is obliged to satisfy in order to claim compliance with a document. The user also needs to be able to distinguish these requirements from other types of provision where there is a choice (i.e., recommendations, permissions, possibilities and capabilities).

It is essential to follow rules for the use of verbal forms so that a clear distinction can be made between requirements, recommendations, permissions, possibilities and capabilities.

The first column in Tables 3 to 7 shows the preferred verbal form to be used to express each type of provision. The equivalent expressions given in the second column shall be used only in certain cases when the form given in the first column cannot be used for linguistic reasons.

Only singular forms are shown in Tables 3 to 7.

7.2 Requirement

See the definition given in 3.3.3.

The verbal forms shown in Table 3 shall be used to express requirements.

Table 3 – Requirement

Preferred verbal form	Equivalent phrases or expressions for use in certain cases
shall	is to is required to it is required that has to only ... is permitted it is necessary
shall not	is not allowed [permitted] [acceptable] [permissible] is required to be not is required that ... be not is not to be do not
<p>EXAMPLE 1</p> <p>Connectors shall conform to the electrical characteristics specified by IEC 60603-7-1.</p>	
<p>Imperative mood:</p> <p>The imperative mood is frequently used in English to express requirements in procedures or test methods.</p> <p>EXAMPLE 2</p> <p>Switch on the recorder.</p> <p>EXAMPLE 3</p> <p>Do not activate the mechanism before...</p>	
<p>Do not use "must" as an alternative for "shall". This avoids confusion between the requirements of a document and external constraints (see 7.6).</p> <p>Do not use "may not" instead of "shall not" to express a prohibition.</p>	

7.3 Recommendation

See the definition given in 3.3.4.

The verbal forms shown in Table 4 shall be used to express recommendations.

Table 4 – Recommendation

Preferred verbal form	Equivalent phrases or expressions for use in certain cases
should	it is recommended that ought to
should not	it is not recommended that ought not to
<p>EXAMPLE</p> <p>Wiring of these connectors should take into account the wire and cable diameter of the cables defined in IEC 61156.</p>	
<p>In French, do not use "devrait" in this context.</p>	

7.4 Permission

See the definition given in 3.3.5.

The verbal forms shown in Table 5 shall be used to express permission.

Table 5 – Permission

Preferred verbal form	Equivalent phrases or expressions for use in certain cases
may	is permitted is allowed is permissible
may not	it is not required that no ... is required
<p>EXAMPLE 1 IEC 60512-26-100 may be used as an alternative to IEC 60512-27-100 for connecting hardware that has been previously qualified to IEC 60603-7-3:2008.</p> <p>EXAMPLE 2 Within an EPB document, if the quantity is not passed to other EPB documents, one or more of the subscripts may be omitted provided that the meaning is clear from the context.</p>	
<p>Do not use "possible" or "impossible" in this context.</p> <p>Do not use "can" instead of "may" in this context.</p> <p>Do not use "might" instead of "may" in this context.</p> <p>"May" signifies permission expressed by the document, whereas "can" refers to the ability of a user of the document or to a possibility open to him/her.</p> <p>The French verb "pouvoir" can indicate both permission and possibility. If there is a risk of misunderstanding, the use of other expressions is advisable.</p>	

7.5 Possibility and capability

See the definitions given in 3.3.6 and 3.3.7.

The verbal forms shown in Table 6 shall be used to express possibility and capability.

Table 6 – Possibility and capability

Preferred verbal form	Equivalent phrases or expressions for use in certain cases
can	be able to there is a possibility of it is possible to
cannot	be unable to there is no possibility of it is not possible to
<p>EXAMPLE 1 Use of this connector in corrosive atmospheric conditions can lead to failure of the locking mechanism.</p> <p>EXAMPLE 2 These measurements can be used to compare different sprayer setups on the same sprayer.</p> <p>EXAMPLE 3 Only the reverse calculation approach given in E.3 can be used for calculated energy performance.</p> <p>EXAMPLE 4 The sum over time can be related either to consecutive readings or to readings on different time slots (e.g. peak versus off-peak).</p>	
<p>Do not use "may" instead of "can" in this context.</p> <p>"May" signifies permission expressed by the document, whereas "can" refers to the ability of a user of the document or to a possibility open to him/her.</p> <p>The French verb "pouvoir" can indicate both permission and possibility. If there is a risk of misunderstanding, the use of other expressions is advisable.</p>	

7.6 External constraint

See the definition given in 3.3.8.

External constraints are not requirements of the document. They are given for the information of the user.

The verbal form shown in Table 7 shall be used to indicate constraints or obligations defined outside of the document.

Table 7 – External constraint

Preferred verbal form	Equivalent phrases or expressions for use in certain cases
must	
EXAMPLE 1 Particular conditions existing in a country: Because Japan is a seismically active country, all buildings must be earthquake-resistant.	
EXAMPLE 2 A law of nature: All fish must maintain a balance of salt and water in their bodies to stay healthy	
Do not use "must" as an alternative for "shall". (This avoids confusion between the requirements of a document and external constraints – see 7.2).	

8 Language, spelling, abbreviated terms, style and basic reference works

8.1 Language versions

The general policy on languages is explained in the ISO/IEC Directives, Part 1.

The different language versions of documents shall be technically equivalent and structurally identical.

The use of trilingualism from the initial stage of drafting is of great assistance in the preparation of clear and unambiguous texts.

Documents containing text in languages additional to the official languages shall contain the following text (completed as appropriate) in the Foreword.

In addition to text written in the official ... [CEN or CENELEC] ... languages (English, French or German), this document gives text in ... [language] This text is published under the responsibility of the Member Body/National Committee for ... (...) and is given for information only. Only the text given in the official languages can be considered as ... [CEN or CENELEC] ... text.

8.2 Spelling reference works

The following reference works for spelling are suggested:

- for English, The Shorter Oxford English Dictionary, The Concise Oxford Dictionary, The Collins Concise English Dictionary, Webster's New World College Dictionary or Chambers Concise Dictionary;
- for French, Dictionnaire Le Robert, Dictionnaire Larousse and Dictionnaire des difficultés de la langue française (V. Thomas, Larousse).
- for German: *Der Duden, das Standardwerk zur Deutschen Sprache* (Bibliographisches Institut).

8.3 Spelling and abbreviated forms of names of organizations

The names of organizations, and their abbreviated forms, shall be written as used by those organizations, in English, French or German.

8.4 Abbreviated terms

The use of abbreviated terms shall be consistent throughout the document.

If a list of abbreviated terms is not given in the document (see Clause 17), then the first time that an abbreviated term is used, the full term shall be given with the abbreviated term following in brackets.

EXAMPLE 1 ... the weighted root mean square (RMS) width of the active output interface optical spectrum ...

Any abbreviated term should be in upper case letters, without a full-stop after each letter.

EXAMPLE 2 "RH" for "relative humidity".

Occasionally, abbreviated terms in common use are written differently, either for historical or for technical reasons.

Technical specifications regarding marking may impose other requirements.

8.5 Linguistic style

To help users understand and use the document correctly, the linguistic style shall be as simple and concise as possible. This is particularly important for those users whose first language is not one of the official languages of CEN or CENELEC.

9 Numbers, quantities, units and values

9.1 Representation of numbers and numerical values

- The decimal sign shall be a comma on the line in all language versions.
- To express values of physical quantities, Arabic numerals followed by the international symbol for the unit shall be used (see ISO 80000, IEC 80000 and IEC 60027).
- If the magnitude (absolute value) of a number less than 1 is written in decimal form, the decimal sign shall be preceded by a zero.

EXAMPLE 1 0,001

- Each group of three digits shall be separated by a small space from the preceding digits. This also applies to digits following the decimal sign. This does not apply to binary and hexadecimal numbers, numbers designating years or the numbering of standards.

EXAMPLE 2 23 456 2 345 2,345 2,345 6 2,345 67 but the year 2011

- The multiplication cross (×) shall be used to indicate the multiplication of numbers and numerical values written in decimal form, in vector products and in cartesian products.

EXAMPLE 3 $A = 80 \text{ mm} \times 25 \text{ mm}$

EXAMPLE 4 $l = 2,5 \times 10^3 \text{ m}$

EXAMPLE 5 $\vec{I}_G = \vec{I}_1 \times \vec{I}_2$

— The half-high dot (\cdot) shall be used to indicate a scalar product of vectors and comparable cases, and may also be used to indicate a product of scalars and in compound units.

EXAMPLE 6 $U = R \cdot I$

EXAMPLE 7 $\text{rad} \cdot \text{m}^2/\text{kg}$

— In some cases, the multiplication sign may be omitted.

EXAMPLE 8 $4c - 5d$ $6ab$ $7(a + b)$ $3 \ln 2$

— ISO 80000-2 gives an overview of multiplication symbols for numbers.

9.2 Values, dimensions and tolerances

9.2.1 General

Values and dimensions shall be indicated as being minimum or maximum. Their tolerances (if applicable) shall be specified in an unambiguous manner.

EXAMPLE 1 $80 \text{ mm} \times 25 \text{ mm} \times 50 \text{ mm}$ (not $80 \times 25 \times 50 \text{ mm}$)

EXAMPLE 2 $80 \mu\text{F} \pm 2 \mu\text{F}$ or $(80 \pm 2) \mu\text{F}$

EXAMPLE 3 $\lambda = 220 \times (1 \pm 0,02) \text{ W}/(\text{m} \cdot \text{K})$

EXAMPLE 4 80^{+2}_0 (not 80^{+2}_{-0})

EXAMPLE 5 $80 \text{ mm}^{+50}_{-25} \mu\text{m}$

EXAMPLE 6 10 kPa to 12 kPa (not 10 to 12 kPa or $10 - 12 \text{ kPa}$)

EXAMPLE 7 0°C to 10°C (not 0 to 10°C or $0 - 10^\circ\text{C}$)

In order to avoid misunderstanding, tolerances on values expressed in per cent shall be expressed in a mathematically correct form.

EXAMPLE 8 Write "from 63 % to 67 %" to express a range.

EXAMPLE 9 Write " $(65 \pm 2) \%$ " to express a centre value with tolerance.

The form " $65 \pm 2 \%$ " shall not be used.

The degree should be divided decimally.

EXAMPLE 10 Write $17,25^\circ$ rather than $17^\circ 15'$.

Any value or dimension that is mentioned for information only shall be clearly distinguishable from requirements.

9.2.2 Limiting values

For some purposes, it is necessary to specify limiting values (maximum and/or minimum). Usually one limiting value is specified for each characteristic. In the case of several widely used categories or levels, several limiting values are required.

Limiting values of strictly local importance shall not be included in a document.

9.2.3 Selected values

For some purposes, values or series of values may be selected, particularly for variety control and interface purposes. They may be selected according to the series of preferred numbers given in ISO 3 (see also ISO 17 and ISO 497), or according to some modular system or other determining factors. For the electrotechnical field, recommended systems of dimensional sizes are given in IEC Guide 103.

Documents that have been established to specify selected values for equipment or components that may be referred to in the provisions of other documents, shall be regarded, in this respect, as basic standards.

EXAMPLE 1 For electrotechnical work, IEC 60063 specifies series of preferred values for resistors and capacitors.

EXAMPLE 2 For chemical testing, ISO/TC 48 has developed standards for laboratory equipment.

Values of strictly local importance shall not be included in a document. In standardizing a rationalized series of values, existing series shall be examined to see whether any would be acceptable for international application.

If a series of preferred numbers is used, difficulties can arise if fractions (such as 3,15) are introduced: these can sometimes be inconvenient or require unnecessarily high accuracy. In such cases, they should be rounded in accordance with ISO 497. The specification of different values for use in different countries (whereby both the precise value and the rounded value are contained in the document) shall be avoided.

9.3 Quantities, units, symbols and signs

- The International System of units (SI) as set out in ISO 80000 and IEC 80000 shall be used.
- The units in which any values are expressed shall be indicated.
- The unit symbols for degree, minute and second for plane angle shall immediately follow the numerical value; all other unit symbols shall be preceded by a space.
- Symbols for quantities shall be chosen, wherever possible, from the various parts of IEC 60027, ISO 80000 and IEC 80000.
- Language-specific abbreviated terms such as ppm should not be used if possible. If it is necessary to use language-specific abbreviated terms such as ppm, their meaning shall be explained.
- Mathematical signs and symbols shall be in accordance with ISO 80000-2.

Use Annex B as a checklist of the quantities and units which shall be used.

10 Referencing

10.1 Purpose or rationale

The entire collection of International Standards published by ISO and IEC is interrelated and forms a system whose integrity has to be preserved.

Therefore, references to particular pieces of text should be used instead of repetition of the original source material. Repetition introduces the risk of error or inconsistency and increases the length of the document. However, if it is considered necessary to repeat such material, its source shall be referenced precisely.

References can be made

- to other parts of the document (e.g. a clause, table or figure - see 10.6) or
- to other documents or publications (see 10.2).

References can be

- informative (see Clause 21) or
- normative (see Clause 15).

References can be

- dated (see 10.5) or
- undated (see 10.4).

EXAMPLE 1

It is often useful to copy relevant terminological entries into the terms and definitions clause in which case the source is cited:

3.1

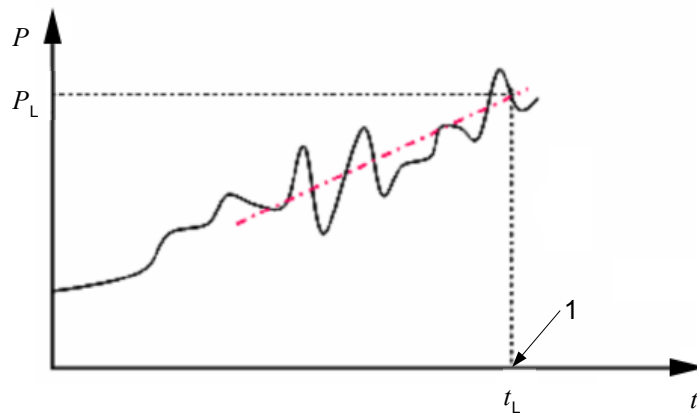
asset

item, thing or entity that has potential or actual value to an organization

[SOURCE: ISO 55500:2014, 3.2.1]

EXAMPLE 2

Material copied from an external document:



Key

1 Life; maintenance time.

SOURCE: DISSADO, L.A., FOTHERGILL, J.C., *Electrical Degradation and Breakdown in Polymers*, Peter Peregrins, London, 1992 [5], reproduced with the permission of the authors

Figure A.6 – Property versus time behaviour, detection of threshold (end point, P_L) and maintenance time

For management system standards, the rules of the ISO/IEC Directives, Part 1, Consolidated ISO Supplement apply.

10.2 Permitted referenced documents

Normatively referenced documents shall be documents published by ISO or IEC. In the absence of appropriate ISO or IEC documents, those published by other bodies may be listed as normative references provided that

- the referenced document is recognized by the committee as having wide acceptance and authoritative status,
- the committee has the agreement of the authors or publishers (where known) of the referenced document for its inclusion as a reference,
- the authors or publishers (where known) have also agreed to inform the committee of their intention to revise the referenced document and what points the revision will affect and
- the document is available under commercial terms which are fair, reasonable and non-discriminatory, and
- any patented item required for the implementation of the ISO and/or IEC deliverable in the referenced document is available to be licensed in accordance with subclause 2.14 of the ISO/IEC Directives, Part 1, 2018, "Reference to patented items".

Informative reference may be made to any other type of document. Informative references shall be listed in the Bibliography.

CEN and CENELEC normatively referenced documents shall have reached at least the enquiry stage (30.99).

The committees shall validate all referenced documents when a document is revised.

The normative references list shall not include the following:

CEN/CENELEC Internal Regulations Part 3:2019 (E)

- referenced documents which are not publicly available (in this context, "publicly available" means published documents which are available free of charge, or available commercially under reasonable and non-discriminatory terms to any user);
- referenced documents which are cited only informatively as bibliographic or background material.

10.3 Presentation of references

Documents shall be referred to by their number, and if applicable, date of publication and title.

EXAMPLE 1

ISO/TR 12353-3:2013, *Road vehicles – Traffic accident analysis – Part 3: Guidelines for the interpretation of recorded crash pulse data to determine impact severity*

ISO 14044:2006, *Environmental management – Life cycle assessment – Requirements and guidelines*

ISO 17101-2:2012, *Agricultural machinery – Thrown-object test and acceptance criteria – Part 2: Flail mowers*

ISO 14617 (all parts), *Graphical symbols for diagrams*

ISO/IEC 17025:2017, *General requirements for the competence of testing and calibration laboratories*

IEC 61175-1, *Industrial systems, installations and equipment and industrial products – Designation of signal – Part 1: Basic rules*

For other referenced documents and information resources (printed, electronic or otherwise), the relevant rules set out in ISO 690 shall be followed.

EXAMPLE 2

Printed book or monograph:

GREAT BRITAIN. *Data Protection Act 1984*. Schedule 1, c35, Part 1, Clause 7. London: HMSO

Electronic book or monograph:

INTERNET ENGINEERING TASK FORCE (IETF). RFC 3979: *Intellectual Property Rights in IETF Technology* [online]. Edited by S. Bradner. March 2005 [viewed 2015-12-21]. Available at <http://www.ietf.org/rfc/rfc3979.txt>

Contribution to printed serial publication:

AMAJOR, L.C. The Cenomanian hiatus in the Southern Benue Trough, Nigeria. *Geological Magazine*. 1985, **122**(1), 39-50. ISSN 0016-7568

Contribution to online serial publication:

STRINGER, John A., et al. Reduction of RF-induced sample heating with a scroll coil resonator structure for solid-state NMR probes. *Journal of Magnetic Resonance* [online]. Elsevier. March 2005, **173**(1), 40-48 [viewed 2018-04-17]. Available at: <http://dx.doi.org/10.1016/j.jmr.2004.11.015>

For online referenced documents, information sufficient to identify and locate the source shall be provided. Preferably, the primary source of the referenced document should be cited, in order to ensure traceability.

The information shall include the method of access to the referenced document and the full network address, with the same punctuation and use of upper case and lower case letters as given in the source (see ISO 690).

Furthermore, the referenced document should be expected to remain valid for the expected life of the referring document.

EXAMPLE 3

ISO/IEC Directives, IEC Supplement. International Electrotechnical Commission. Available at http://www.iec.ch/members_experts/refdocs/

Statutes and directives. International Electrotechnical Commission, ©2004-2010 [viewed 2011-02-09]. Available at http://www.iec.ch/members_experts/refdocs/

ISO 7000/IEC 60417 [online database], Graphical symbols for use on equipment [viewed 2010-06-14] Available at <http://www.graphical-symbols.info/equipment/>

10.4 Undated references

Undated references may be made:

- only to a complete document;
- if it will be possible to use all future changes of the referenced document for the purposes of the referring document;
- when it is understood that the reference will include all amendments to and revisions of the referenced document.

The date of publication or dash (see 10.5) shall not be given for undated references. When an undated reference is to all parts of a document, the standard identifier shall be followed by "(all parts)".

In the Normative references clause or Bibliography, use the following forms to list undated references.

EXAMPLE 1

IEC 60335 (all parts), <i>Household and similar electrical appliances – Safety</i>	Reference to all parts
IEC 60335-1, <i>Household and similar electrical appliances – Safety – Part 1: General requirements</i>	Reference to a single part

In the text, use the following forms to make undated references to a document.

EXAMPLE 2

"... use the methods specified in ISO 128-20 and ISO 80000-1 ...";
 "... IEC 60417 shall be used..."

10.5 Dated references

Dated references are references to

- a specific edition, indicated by the date of publication or
- a specific enquiry or final draft, indicated by a dash.

Normative references to enquiry or final drafts are potentially risky, and are strongly discouraged, as the referenced document can change before publication.

For dated references, each shall be given with its year of publication, or, in the case of enquiry or final drafts, with a dash together with a footnote, such as "Under preparation".

The date of publication shall be indicated by the year or, for documents for which more than one edition of the document or an element within the document will be published in the same calendar year, the year of publication and the month (and where necessary the day).

CEN/CENELEC Internal Regulations Part 3:2019 (E)

If the referenced document is amended or revised, the dated references to it will need to be reviewed to assess whether they should be updated or not.

In this context a part is regarded as a separate document.

Within the text, references to specific elements (e.g. clauses or subclauses, tables and figures) of a referenced document shall always be dated, because subsequent editions could result in the renumbering of such elements within the referenced document.

In the Normative references clause or Bibliography, use the following forms to list dated references.

EXAMPLE 1

IEC 62271-1:2007, <i>High-voltage switchgear and controlgear – Part 1: Common specifications</i>	Dated reference to a standard
IEC 62271-1:2007/AMD1:2011, <i>High-voltage switchgear and controlgear – Part 1: Common specifications</i>	Dated reference to an amendment (using IEC conventions)
ISO 7131:2009/Amd 1:2017, <i>Earth-moving machinery — Loaders — Terminology and commercial specifications — Amendment 1</i>	Dated reference to an amendment (using ISO conventions)

In the text, use the standard identifier rather than the title when referring to an ISO or IEC publication. The titles are usually only written out in full in the Normative references clause and in the Bibliography.

In the text, use the following forms to make dated references to a document.

EXAMPLE 2

... as specified in IEC 64321-4:1996, Table 1, ...	Dated reference to a specific table in another published document
Perform the tests given in IEC 60068-1:1988	Dated reference to a published document
... use symbol IEC 60417-5017:2002-10...	Dated reference to an entry within a database standard
... according to IEC 62271-1:2007/AMD1:2011 ...	Dated reference to an amendment (using IEC conventions)
.... ISO 1234:— ² , lists the test methods for...	Dated reference to an enquiry or final draft. (Typically, the footnote is inserted the first time the reference appears.)

² Under preparation. Stage at the time of publication: ISO/DIS 1234:2014.	

EXAMPLE 3

Dated versus undated references:

The test methods of IEC 61300-2-2 shall be used.	This is a reference to a complete document and it is therefore undated
The dimensions shall be in accordance with IEC 60793-2-50:2012, Table B.1.	This is a reference to a specific element in the referenced document and it is therefore dated

10.6 References in a document to itself

References shall not be made to page numbers, since pagination can change if the referenced document is published in different formats, or if the document is revised.

For an individual document, the form "this document" shall be used.

For a document published in separate parts, the standard identifier followed by the phrase "(all parts)" shall be used to refer to the entire series.

EXAMPLE

The formulae in ISO 10300 (all parts) are intended to establish uniformly acceptable methods for calculating the pitting resistance and bending strength of...

Such undated references are understood to include all amendments and revisions to the referenced document.

SUBDIVISIONS OF THE DOCUMENT

11 Title

11.1 Purpose or rationale

The title is a clear, concise description of the subject matter covered by the document. It is drafted so as to distinguish the subject matter from that of other documents, without going into unnecessary detail. Any necessary additional details are given in the Scope.

11.2 Normative or informative?

The title is a normative element.

11.3 Mandatory, conditional or optional?

The title is a mandatory element.

11.4 Numbering and subdivision

The title is composed of separate elements, each as short as possible, proceeding from the general to the particular, for example:

- a) an *introductory element* indicating the general field to which the document belongs (this can often be based on the title of the committee which prepared the document);
- b) a *main element* indicating the principal subject treated within that general field;
- c) a *complementary element* indicating the particular aspect of the principal subject or giving details that distinguish the document from other documents, or other parts of the same document.

No more than three elements shall be used. The main element shall always be included.

EXAMPLE 1 The introductory element is necessary to indicate the field of application.

Correct: *Raw optical glass – Grindability with diamond pellets – Test method and classification*

Incorrect: *Grindability with diamond pellets – Test method and classification*

The title of a part shall be composed in the same way. All the individual titles in a series of parts shall contain the same introductory element (if present) and main element, while the complementary element shall be different in each case in order to distinguish the parts from one another. The complementary element shall be preceded in each case by the designation "Part ...".

EXAMPLE 2

IEC 60947-1 *Low-voltage switchgear and controlgear – Part 1: General rules*

IEC 60947-2 *Low-voltage switchgear and controlgear – Part 2: Circuit-breakers*

When a document is divided into subparts (in the IEC), the parts within each subseries shall have the same subseries title.

EXAMPLE 3

IEC 61300-1	<i>Fibre optic interconnecting devices and passive components – Basic test and measurement procedures – Part 1: General and guidance</i>
IEC 61300-2-1	<i>Fibre optic interconnecting devices and passive components – Basic test and measurement procedures – Part 2-1: Tests - Vibration (sinusoidal)</i>
IEC 61300-2-2	<i>Fibre optic interconnecting devices and passive components – Basic test and measurement procedures – Part 2-2: Tests - Mating durability</i>
IEC 61300-3-1	<i>Fibre optic interconnecting devices and passive components – Basic test and measurement procedures – Part 3-1: Examinations and measurements - Visual examination</i>
IEC 61300-3-2	<i>Fibre optic interconnecting devices and passive components – Basic test and measurement procedures – Part 3-2: Examination and measurements - Polarization dependent loss in a single-mode fibre optic device</i>

11.5 Specific principles and rules

11.5.1 Avoidance of unintentional limitation of the scope

The title shall not contain details that could imply an unintentional limitation of the scope of the document.

11.5.2 Wording

The terminology used in the titles of documents shall be consistent.

For documents dealing exclusively with terminology, the following expressions shall be used:

- "Vocabulary" if both terms and definitions are included, or
- "List of equivalent terms" if only equivalent terms in different languages are given.

For documents dealing with test methods, use the form

"Test method" or "Determination of ..."

instead of expressions such as

"Method of testing", "Method for the determination of ...", "Test code for the measurement of ..." and "Test on ...".

The type or nature of the document (e.g. International Standard, Technical Specification, Publicly Available Specification, Technical Report or Guide) shall not be indicated in the title.

EXAMPLE 1

Correct:	<i>Workplace air – Guidance for the measurement of respirable crystalline silica</i>
Incorrect:	<i>Workplace air – <u>Technical specification</u> for the measurement of respirable crystalline silica</i>

Expressions such as "*International* test method for ...", "*Technical Report* on ...", etc. shall therefore not be used.

EXAMPLE 2

Correct:	Test method on electromagnetic emissions – Part 1: [...]
Incorrect:	<u>International test method</u> on electromagnetic emissions – Part 1: [...]

The word "Guide" shall not be used in titles of documents developed by technical committees and subcommittees as it corresponds to a specific document type developed under the authority of the management boards (see the ISO/IEC Directives, Part 1). Titles using the words "Guidance" or "Guidelines" are acceptable (e.g. "ISO 26000, Guidance on social responsibility").

NOTE The title pages of enquiry drafts, final drafts and final publications are prepared in a standard format by the CEN-CENELEC Management Centre, as appropriate.

12 Foreword

12.1 Purpose or rationale

The Foreword provides information on:

- the organization responsible for publishing the document;
- the committee that developed the document;
- the procedures and rules under which the document was developed;
- the voting process;
- legal disclaimers;
- relationships between the present document and other documents.
- the latest date by which the EN has to be implemented at national level by publication of an identical national standard or by endorsement (dop) and the latest date by which the national standards conflicting with the EN have to be withdrawn (dow); [IR Part 2:2018, 2.20 and 2.21].
- the relationship of the standard to European legislative documents.

NOTE See CEN Business Operations Support System (BOSS) <http://boss.cen.eu/Pages/default.aspx> and CENELEC website <http://www.cenelec.eu> for illustrative material.

12.2 Normative or informative?

The Foreword is an informative element. It shall not contain requirements, permissions or recommendations.

12.3 Mandatory, conditional or optional?

The Foreword is a mandatory element.

12.4 Numbering and subdivision

The Foreword shall not be numbered and shall not be subdivided.

12.5 Specific principles and rules

12.5.1 Fixed text

The general part of the Foreword is a fixed text supplied by the Central Secretariat of ISO or by the Central Office of the IEC. It provides information relating to the organization responsible and to documents in general, legal texts as well as the procedures and rules under which the content was developed.

12.5.2 Specific text

The fixed part of the Foreword is followed by a specific part, supplied by the committee secretariat, and it shall provide as many of the following as are appropriate:

- a) the designation and name of the committee that developed the document (working groups and other temporary entities are not referred to in the foreword);

EXAMPLE 1

This document was prepared by Technical Committee ISO/TC 35, *Paints and varnishes*, Subcommittee SC 9, *General test methods for paints and varnishes*.

- a) an indication of any other international organization that has contributed to the development of the document;

EXAMPLE 2

International Standard IEC 82045-2 has been prepared by IEC technical committee 3: *Information structures, documentation and graphical symbols*, in collaboration with ISO subcommittees SC 1: *Basic conventions* and SC 8: *Construction documentation* of ISO technical committee 10: *Technical product documentation*.

- b) a statement that the document cancels and replaces other documents in whole or in part, and a statement of significant changes from the previous edition of the document;

EXAMPLE 3

This first edition of ISO 3233-3 cancels and replaces ISO 23811:2009, which has been technically revised.

In addition to the change in number, the main changes are as follows:

- symbols have been harmonized with those used in ISO 3233-1 and ISO 3233-2;
- determination of dry film thickness has been added;

[...]

- c) the relationship of the document to other documents;

EXAMPLE 4

This document is intended to be used in conjunction with IEC 60704-1:2010.

EXAMPLE 5

A list of all parts in the ISO 7637 series can be found on the ISO website.

EXAMPLE 6

A list of all parts in the IEC 60364 series, published under the general title *Low-voltage electrical installations*, can be found on the IEC website.

- d) for documents containing text in languages additional to the official languages, the following text completed as appropriate.

In addition to text written in the official ... [CEN or CENELEC] ... languages (English, French or German), this document gives text in ... [language] This text is published under the responsibility of the Member Body/National Committee for ... (...) and is given for information only. Only the text given in the official languages can be considered as ... [CEN or CENELEC] ... text.

13 Introduction

13.1 Purpose or rationale

The Introduction provides specific information or commentary about the technical content of the document, and about the reasons prompting its preparation.

13.2 Normative or informative?

The Introduction is an informative element. It shall not contain requirements.

13.3 Mandatory, conditional or optional?

The Introduction is an optional element. It is only mandatory if a specific patent right has been identified during the development of the document.

13.4 Numbering and subdivision

The Introduction shall not have a clause number. If there is a need to create numbered subdivisions, the subclauses are numbered 0.1, 0.2, etc. Any figure, table, displayed formula or footnote shall be numbered starting with 1.

13.5 Specific principles and rules

Whenever alternative solutions are offered in a document and preferences for the different alternatives provided, the reasons for the preferences shall be explained in the Introduction.

Where patent rights have been identified in a document, the Introduction shall include an appropriate notice. See Clause 30.

14 Scope

14.1 Purpose or rationale

The Scope clearly defines the subject of the document and the aspects covered, thereby indicating the limits of applicability of the document or particular parts of it.

If necessary, the Scope should indicate subjects that might be reasonably inferred to be covered but actually excluded from the document.

EXAMPLE

This document excludes

In documents that are subdivided into parts, the Scope of each part shall define the subject of that part of the document only.

The Scope shall be succinct so that it can be used as a summary for bibliographic purposes, for example, as an abstract. If further details and background information are necessary, these shall be included in either the Introduction or in an annex.

14.2 Normative or informative?

The Scope is a normative element. It shall not contain requirements, permissions or recommendations.

14.3 Mandatory, conditional or optional?

The Scope is a mandatory element.

14.4 Numbering and subdivision

The Scope shall be numbered as Clause 1. It may be subdivided, however this is not normally necessary as it is meant to be succinct.

14.5 Specific principles and rules

The Scope shall only appear once in each document and shall be worded as a series of statements of fact.

Forms of expression such as the following shall be used:

"This document

- specifies { the dimensions of ..."
a method of ..."
the characteristics of ..."
- establishes { a system for ..."
general principles for ..."
- gives guidelines for ..."
- defines terms ..."

Statements of applicability of the document shall be introduced by wording such as:

- "This document is applicable to ..."
- "This document does not apply to..."

15 Normative references

15.1 Purpose or rationale

The Normative references clause lists, for information, those documents which are cited in the text in such a way that some or all of their content constitutes requirements of the document.

Information on how these references apply is found in the place where they are cited in the document, and not in the Normative references clause.

15.2 Normative or informative?

The Normative references clause is an informative element.

The list of references it contains is given for the convenience of the user, who can then consult the place where they are cited in the document to understand and assess how they apply.

15.3 Mandatory, conditional or optional?

The Normative references clause is a mandatory element, even if it contains no normative references.

15.4 Numbering and subdivision

The Normative references clause shall be numbered as Clause 2. It shall not be subdivided.

Referenced documents listed are not numbered.

15.5 Specific principles and rules

15.5.1 General

The Normative references clause shall only appear once in each document.

15.5.2 Introductory wording

The list of normative references shall be introduced by the following wording:

The following documents are referred to in the text in such a way that some or all of their content constitutes requirements of this document. For dated references, only the edition cited applies. For undated references, the latest edition of the referenced document (including any amendments) applies.

The above wording is also applicable to a part of a multipart document.

If no references exist, include the following phrase below the clause title:

There are no normative references in this document.

15.5.3 Referencing

Only references cited in the text in such a way that some or all of their content constitutes requirements of the document shall be listed in the Normative references clause.

EXAMPLE 1

In the following case, the citation is normative and the document shall be listed in the Normative references clause:

Connectors shall conform to the electrical characteristics specified by IEC 60603-7-1.

In the following case, the citation does not express a requirement so the document cited is not a normative reference. Instead, the document cited shall be listed in the Bibliography:

Wiring of these connectors should take into account the wire and cable diameter of the cables defined in IEC 61156.

Table 3 provides the verbal forms and expressions that make a citation normative.

When citing other documents, avoid using potentially ambiguous expressions, where it is unclear whether a requirement or a recommendation is being expressed. For example, the expressions “see ...” and “refer to ...” should only be used informatively.

EXAMPLE 2

In the following case, the reference is informative.

For additional information on communication, see ISO 14063.

The types of document which may be referenced are given in 10.2.

References listed may be dated or undated. See 10.4 and 10.5.

For CENELEC only, where a European Standard is an endorsement of an International Standard (see Annex ZA), a European normative annex giving this same list of documents, together with the references of the European publications, if any, to be used instead, shall be added (see ZB.3).

When a European Standard is not an endorsement of an International Standard, i.e. when a European Standard is developed by a technical committee of CEN or CENELEC, references to European Standards shall be used when they exist.

16 Terms and definitions

16.1 Purpose or rationale

The Terms and definitions clause provides definitions necessary for the understanding of certain terms used in the document.

If necessary, terminological entries can be supplemented by information (including requirements) given in the notes to entry.

EXAMPLE

3.6

moisture content mass by volume

mass of evaporable water divided by volume of dry material

Note 1 to entry: The method of evaporating water from a moist material shall be stated when "moisture content mass by volume" is used.

Terminology may take the form of an independent terminology standard (a vocabulary, nomenclature, or list of equivalent terms in different languages) or be included in a "Terms and definitions" clause in a document that also deals with other aspects.

16.2 Normative or informative?

The Terms and definitions clause is a normative element. It defines the way in which the listed terms shall be interpreted.

16.3 Mandatory, conditional or optional?

The Terms and definitions clause is a mandatory element, even if it contains no terminological entries.

16.4 Numbering and subdivision

The Terms and definitions clause shall be numbered as Clause 3. It may be subdivided. Terminological entries shall be numbered. The numbering and structure shall be identical in all language versions.

NOTE These numbers are not considered as subclause numbers.

EXAMPLE 1

3 Terms and definitions

For the purposes of this document, the following terms and definitions apply.

ISO and IEC maintain terminological databases for use in standardization at the following addresses:

- ISO Online browsing platform: available at <https://www.iso.org/obp>
- IEC Electropedia: available at <http://www.electropedia.org/>

3.1

management performance indicator

MPI

environmental performance indicator that provides information about the management efforts to influence an organization's environmental performance

[SOURCE: ISO 14031:1999, 2.10.1]

Terms and definitions should preferably be listed according to the hierarchy of the concepts (i.e. systematic order). Alphabetical order is the least preferred order.

EXAMPLE 2

3 Terms and definitions

[...]

3.2 Surface properties

3.2.1

abrasion

loss of material from a surface due to frictional forces

[...]

3.5 Optical properties

[...]

3.5.8

colour retention

degree of permanence of a colour

Note 1 to entry: Colour retention can be influenced by weathering.

For convenience, the symbols and abbreviated terms may be combined with the terms and definitions in order to bring together terms and their definitions, symbols and abbreviated terms under an appropriate composite title, for example "Terms, definitions, symbols and abbreviated terms".

16.5 Specific principles and rules

16.5.1 General

The Terms and definitions clause shall only appear once in each document.

16.5.2 Rules for the development of terminological entries

Terminological entries shall be drafted in accordance with ISO 10241-1. This clause contains only a summary of some of these rules. General principles and methods for terminology work are specified in ISO 704.

16.5.3 Introductory wording

If all the specific terms and definitions are provided in Clause 3, use the following introductory text:

For the purposes of this document, the following terms and definitions apply.

ISO and IEC maintain terminological databases for use in standardization at the following addresses:

- ISO Online browsing platform: available at <https://www.iso.org/obp>
- IEC Electropedia: available at <http://www.electropedia.org/>

If reference is given to an external document, use the following introductory text:

For the purposes of this document, the terms and definitions given in [external document reference xxx] apply.

ISO and IEC maintain terminological databases for use in standardization at the following addresses:

- ISO Online browsing platform: available at <https://www.iso.org/obp>
- IEC Electropedia: available at <http://www.electropedia.org/>

If terms and definitions are provided in Clause 3, in addition to a reference to an external document, use the following introductory text:

For the purposes of this document, the terms and definitions given in [external document reference xxx] and the following apply.

ISO and IEC maintain terminological databases for use in standardization at the following addresses:

- ISO Online browsing platform: available at <https://www.iso.org/obp>
- IEC Electropedia: available at <http://www.electropedia.org/>

If there are no terms and definitions provided, use the following introductory text:

No terms and definitions are listed in this document.

ISO and IEC maintain terminological databases for use in standardization at the following addresses:

- ISO Online browsing platform: available at <https://www.iso.org/obp>
- IEC Electropedia: available at <http://www.electropedia.org/>

For homegrown ENs, the technical body may choose not to make reference to the ISO and IEC terminological databases.

NOTE The introductory text is not a hanging paragraph (see 22.3.3), as the terms and definitions clause consists of a list of terminological entries and not subclauses.

16.5.4 Referencing

Only terms which are used in the document shall be listed in the Terms and definitions clause. This rule does not apply to terminology standards, whose terms are intended for wider use.

16.5.5 Terms

Common terms which a qualified user of the document will already know should not be defined.

Types of term:

- **Preferred terms** are the primary terms for a given concept. The preferred term is the form which is used throughout the main body of the text. They are written in bold type (with the exception of symbols, which shall be presented as used in running text).
- **Admitted terms** are accepted synonyms for the preferred term. They are written in regular type.
- **Deprecated terms** are synonyms of the preferred term which are no longer in use or whose use is discouraged. They are written in regular type.

There can be more than one term of each type. An abbreviated term or a symbol can constitute a term.

EXAMPLE 1

	3.1
Preferred term	Implant body
Admitted term	dental implant body
Deprecated term	DEPRECATED: implant fixture
Definition	primary single component or portion of a dental implant which is intended to remain within tissues

Terms shall be written in lower case characters. Upper case characters, mathematical symbols, typographical signs and syntactic signs (e.g. punctuation marks, hyphens, parentheses, square brackets and other connectors or delimiters) as well as their character styles (i.e. fonts and bold, italic, bold italic, or other style conventions) shall be used in a term only if they constitute part of the normal written form of the term. Terms shall in general be presented in their basic grammatical form, i.e. nouns in the singular, verbs in the infinitive.

EXAMPLE 2

Correct use of parentheses:

bis (dimethylthiocarbamyl) disulfide The parentheses and the content therein are part of the term.

Incorrect use of parentheses:

integrity (of system) The words in parentheses are not part of the term.

EXAMPLE 3

Incorrect expression of equivalent terms:

live working (work) It is incorrect to indicate a synonymous term using parentheses.

Correct expression of equivalent terms:

live working
live work The preferred term and any synonyms are written on separate lines.

EXAMPLE 4

Correct use of capitalization:

Reynolds number

"Reynolds" is a proper noun. It is capitalized.

Incorrect use of capitalization:

Planned outage

"Planned" is not a proper noun. Do not capitalize this.

16.5.6 Definitions

The definition shall be written in such a form that it can replace the term in its context. It shall not start with an article ("the", "a") nor end with a full stop. A definition shall not take the form of, or contain, a requirement.

Only one definition per terminological entry is allowed. If a term is used to define more than one concept, a separate terminological entry shall be created for each concept and the domain shall be included in angle brackets before the definition.

EXAMPLE

2.1.17

die

<extrusion> metal block with a shaped orifice through which plastic material is extruded

2.1.18

die

<moulding> assembly of parts enclosing the cavity from which the moulding takes its form

Circular definitions which repeat the term being defined are not allowed.

16.5.7 Examples

Examples provide information that illustrates the concept. Examples shall not contain requirements (use of "shall") or any information considered indispensable for the use of the document, for example instructions (imperative mood), recommendations (use of "should") or permission (use of "may"). Examples should be written as a statement of fact.

Examples to terminological entries are designated "EXAMPLE" and shall be numbered starting with "1" within each terminological entry. A single example in a terminological entry shall not be numbered.

16.5.8 Non-verbal representations

Figures and formulae may be included within a terminological entry. The definition may take the form of a formula. Refer to ISO 10241-1.

16.5.9 Notes to entry

A note to a terminological entry (referred to as "Note # to entry") follows different rules from a note ("NOTE #") integrated in the text (see Clause 24). It provides additional information that supplements the terminological data, e.g.:

- provisions (statements, instructions, recommendations or requirements) relating to the use of a term,
- information regarding the units applicable to a quantity, or
- an explanation of the reasons for selecting an abbreviated form as preferred term.

Notes to entry are designated "Note # to entry:" and shall be numbered starting with "1" within each terminological entry. A single note to entry shall be numbered.

Table 8 summarizes how to use notes and footnotes within documents.

EXAMPLE 1

3.1.4

continuous scale

scale with a continuum of possible values

EXAMPLE Interval scale and ratio scale.

Note 1 to entry: A continuous scale can be transformed into a discrete scale, by grouping "values". This inevitably leads to some loss of information. Often the resulting discrete scale will be ordinal.

Note 2 to entry: Scale resolution can be adversely affected by measurement system limitations. Such measurement limitations can, sometimes, give rise to measurements being represented on a discrete, ordinal, scale.

[SOURCE: ISO 3534-2:2006, 1.1.4]

EXAMPLE 2

3.6

moisture content mass by volume

mass of evaporable water divided by volume of dry material

Note 1 to entry: The method of evaporating water from a moist material shall be stated when this term is used.

16.5.10 Source

If a terminological entry is reproduced from another document, the source shall be given at the end of the entry. If any changes are made to the original terminological entry, this shall be indicated, along with a description of what has been modified. A document given as a source of a terminological entry is informative. Within a terminological entry, cross-references can also be made to terms defined elsewhere.

EXAMPLE

3.1.2

terminological entry

part of a terminological data collection which contains the *terminological data* (3.1.3) related to one *concept* (3.2.1)

Note 1 to entry: A terminological entry prepared in accordance with the principles and methods given in ISO 704 follows the same structural principles whether it is monolingual or multilingual.

[SOURCE: ISO 1087-1:2000, 3.8.2, modified – Note 1 to entry has been added.]

16.5.11 Footnotes

Footnotes to any part of a terminological entry are not allowed.

Table 8 summarizes how to use notes and footnotes within documents.

16.6 Overview of the main elements of a terminological entry

Figure 1 gives an overview of the main elements of a terminological entry.

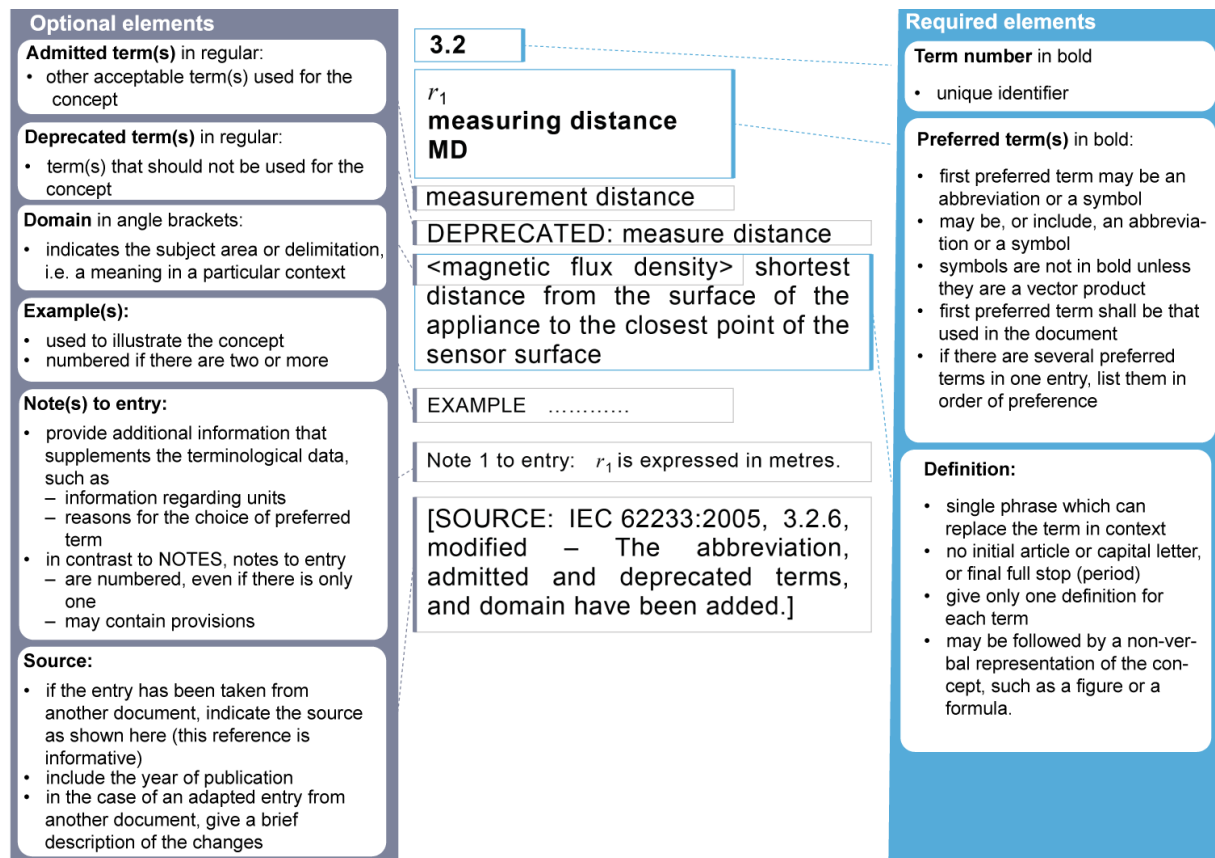


Figure 1 – Overview of the main elements of a terminological entry

16.7 Other elements of a terminological entry

Other data categories may be included in a terminological entry, such as:

- country codes;
- grammatical information;
- pronunciation.

Refer to ISO 10241-1 for the general requirements and examples.

17 Symbols and abbreviated terms

17.1 Purpose or rationale

The symbols and abbreviated terms clause or subclause provides a list of the symbols and abbreviated terms used in the document, along with their definitions.

17.2 Normative or informative?

The symbols and abbreviated terms clause is a normative element.

17.3 Mandatory, conditional or optional?

The symbols and abbreviated terms clause is a conditional element.

17.4 Numbering and subdivision

The symbols do not need to be numbered. For convenience, the symbols and abbreviated terms may be combined with the terms and definitions in order to bring together terms and their definitions, symbols and abbreviated terms under an appropriate composite title, for example "Terms, definitions, symbols and abbreviated terms".

17.5 Specific principles and rules

Only symbols used in the text shall be listed.

Unless there is a need to list symbols in a specific order to reflect technical criteria, all symbols should be listed in alphabetical order in the following sequence:

- upper case Latin letter followed by lower case Latin letter (*A, a, B, b*, etc.);
- letters without indices preceding letters with indices, and with letter indices preceding numerical ones (*B, b, C, C_m, C₂, c, d, d_{ext}, d_{int}, d₁*, etc.);
- Greek letters following Latin letters (*Z, z, A, α, B, β, ..., Λ, λ*, etc.);
- any other special symbols.

18 Measurement and test methods

18.1 Purpose or rationale

Measurement and test methods specify the procedure for determining the values of characteristics or for checking conformity to stated requirements. Using a standardized test method ensures comparability of the results.

Measurement and test methods may be presented as separate clauses, or be incorporated in the requirements, or be presented as annexes (see Clause 20) or as separate parts (see 6.3). A measurement and test method shall be prepared as a separate document if it is likely to be referred to in a number of other documents.

18.2 Normative or informative?

The measurement and test methods clause is a normative element.

18.3 Mandatory, conditional or optional?

The measurement and test methods clause is a conditional element.

18.4 Numbering and subdivision

Measurement and test methods may be subdivided in the following order (where appropriate):

- a) principle;
- b) reagents and/or materials (see 18.5.3);
- c) apparatus (see 18.5.4);
- d) preparation and preservation of test samples and test pieces;
- e) procedure;
- f) expression of results, including method of calculation and precision of the test method, and, in ISO, the measurement uncertainty;
- g) test report.

CEN/CENELEC Internal Regulations Part 3:2019 (E)

When health, safety or environmental warnings are needed, these should be placed next to the relevant content in the test method. General warnings should be placed at the beginning of the test method.

EXAMPLE 1

Example of a general warning:

WARNING – The use of this document can involve hazardous materials, operations and equipment. It does not purport to address all of the safety or environmental problems associated with its use.

EXAMPLE 2

Examples of specific warnings:

WARNING – Cyanide solutions are highly toxic. Appropriate measures shall be taken to avoid ingestion. Care shall be taken in the disposal of these solutions.

WARNING – Too high a temperature increase can cause a vigorous, exothermic reaction in the digestion solution with a high pressure increase and blow-off of the security valve. Losses of analytes are possible.

WARNING – This test involves handling of hot apparatus. In addition, for some iron ores, spitting can occur when loading the sample into the hot container.

WARNING – The reagents used in this method are strongly corrosive and partly very toxic. Safety precautions are absolutely necessary, not only due to the strong corrosive reagents, but also to high temperature and high pressure.

18.5 Specific principles and rules

18.5.1 General

If appropriate, tests shall be identified as type tests, performance tests, sampling tests, routine tests, etc.

The document shall specify the sequence of testing if the sequence can influence the results.

Requirements, sampling and test methods are interrelated elements of product standardization and should be considered together even though the different elements may appear in separate clauses in a document, or in separate documents.

When a specific sampling method is necessary, this shall be clearly stated in the test method.

When drafting test methods, it is important to take into account documents for general test methods and of related tests for similar characteristics in other documents.

Non-destructive test methods shall be chosen whenever they can replace, within the same level of confidence, destructive test methods.

Test methods should conform to the metrological principles concerning validation, measurement traceability and estimation of measurement uncertainty described in ISO/IEC 17025:2017, 7.2, 7.6 and 7.7. Other documents may be applicable: ISO/IEC Guide 98-3 (*GUM:1995*) and ISO/IEC Guide 99 (*VIM*). Requirements related to testing equipment should comply with the provisions concerning accuracy and calibration specified in ISO/IEC 17025:2017, 6.5.

For guidance on the drafting of methods of chemical analysis, see ISO 78-2. Much of ISO 78-2 is also applicable to test methods for products other than chemical products.

Documents specifying test methods involving the use of hazardous products, apparatus or processes shall include a general warning and appropriate specific warnings. For recommended wording, see ISO/IEC Guide 51. For guidance on the appropriate location of such warnings, see ISO 78-2.

A document which specifies test methods shall not imply any obligation to perform any kind of test. It shall merely state the method by which the test, if required and referred to (e.g. in the same or another document, in a regulation, or in contracts), is to be performed.

If a statistical method for the assessment of the conformity of a product, process or service is specified in the document, any statements of compliance with the document only relate to the conformity of the population or the lot.

If it is specified in the document that every single item is to be tested in accordance with the document, any statements concerning the conformity of the product to the document mean that every single item has been tested and that each has fulfilled the corresponding requirements.

If test methods are in use which differ from that most acceptable for general application, this shall not be a reason for not specifying the most acceptable in a document.

18.5.2 Numbering

In order to facilitate cross-referencing, individual reagents, materials and apparatus shall be numbered, even if there is only one.

In the associated text where the procedure is given, a cross-reference to the listed item may be provided.

EXAMPLE

Carefully remove the membrane filter (5.6) from the stand (5.1) with disinfected forceps (5.12).

18.5.3 Reagents and/or materials

The title shall be “Reagents” or “Materials” or “Reagents and materials”, as appropriate.

It is a conditional element giving a list of any reagents and materials used.

The content of a reagents and materials clause will usually comprise an optional introductory text together with a list detailing one or more reagents and materials.

The introductory text shall be used only to specify general provisions to which cross-reference is not made. Any cross-referred item shall not be included in this text but shall be listed as a distinct entry as described below.

NOTE The introductory text is not a hanging paragraph (see 22.3.3), as the clause consists of a list of reagents and materials and not subclauses.

The following example shows the presentation style used (for further examples of drafting, see ISO 78-2).

EXAMPLE

5 Reagents

Use only reagents of recognized analytical grade and only distilled water or water of equivalent purity.

5.1 Cleaning medium, for example methanol or water containing a few drops of liquid detergent.

18.5.4 Apparatus

The apparatus subclause is a conditional element giving a list of the apparatus used in the document. Wherever possible, equipment produced by a single manufacturer should not be specified. Where such equipment is not readily available, this clause shall include such specifications for the equipment as to ensure that comparable testing can be conducted by all parties. See also Clause 31 regarding the use of trade names and trademarks.

The content of an apparatus clause will usually comprise an optional introductory text together with a list detailing one or more pieces of apparatus.

The introductory text shall be used only to specify general provisions to which cross-reference is not made. Any item cross-referred to shall not be included in this text but shall be listed as a distinct entry as described below.

The introductory text explaining the general provisions is not a hanging paragraph as described in 22.3 since the list detailing the apparatus is not a series of subclauses but a list.

NOTE The introductory text is not a hanging paragraph (see 22.3.3), as the clause consists of a list of apparatus and not subclauses.

The following example shows the presentation style used (for further examples of drafting, see ISO 78-2).

EXAMPLE

A.2 Apparatus

The usual laboratory apparatus and, in particular, the following.

A.2.1 Sample divider, consisting of a conical sample divider or multiple-slot sample divider with a distribution system, e.g. "Split-it-right" sample divider, such as that shown in Figure A.1.

A.2.2 Sieve, with round perforations of diameter 1,4 mm.

A.2.3 Tweezers.

A.2.4 Scalpel.

A.2.5 Paintbrush.

A.2.6 Steel bowls, of diameter 100 mm \pm 5 mm; seven per test sample.

A.2.7 Balance, which can be read to the nearest 0,01 g.

18.5.5 Alternative test methods

If more than one adequate test method exists for a characteristic, only one should in principle be specified. If, for any reason, more than one test method is to be specified, a referee test method (often called reference test method) may be identified in the document to resolve doubts or dispute.

18.5.6 Choice of test methods according to accuracy

When choosing a test method, consider the accuracy of the method relative to the required value and tolerance of the characteristic being assessed.

The chosen test method shall provide an unambiguous determination of whether the sample meets the specified requirement.

When it is technically necessary, each test method shall incorporate a statement as to its limit of accuracy.

18.5.7 Test equipment

If, in preparing a document related to a product, it is necessary to standardize some kind of testing equipment that is likely to be used for testing other products as well, it shall be dealt with in a separate document, prepared in consultation with the committee dealing with such equipment.

18.5.8 Test report

This clause specifies which information is to be included in the test report. The clause shall require information to be given on at least the following aspects of the test:

- the sample;
- the International Standard used (including its year of publication);
- the method used (if the standard includes several);
- the result(s), including a reference to the clause which explains how the results were calculated;
- any deviations from the procedure;
- any unusual features observed;
- the date of the test.

19 Marking, labelling and packaging

19.1 Purpose or rationale

Marking, labelling and packaging are important aspects related to product manufacturing and procurement that frequently need a standardized approach, particularly in safety critical applications.

19.2 Normative or informative?

Marking, labelling and packaging clauses are usually normative elements although exceptions can exist (e.g. when only recommendations are made concerning marking, labelling and packaging).

19.3 Mandatory, conditional or optional?

Marking, labelling and packaging clauses are conditional elements.

19.4 Specific principles and rules

19.4.1 General

Marking, labelling and packaging are complementary aspects that shall be included wherever relevant, particularly for product standards concerning consumer goods.

If necessary, the means of marking shall also be specified or recommended.

This element shall not specify or recommend marks of conformity. Such marks are normally applied under the rules of a certification system – see ISO/IEC Guide 23. Information on the marking of products with reference to a standards body or its documents is given in ISO/IEC 17050-1 and ISO/IEC 17050-2.

Information on safety standards and aspects related to safety is given in ISO/IEC Guide 51.

CEN/CENELEC Internal Regulations Part 3:2019 (E)

This element may be supplemented by an informative annex giving an example of information necessary for the purposes of procurement.

19.4.2 Requirements concerning marking, labelling and packaging of products

Documents containing a reference to the marking of the product shall specify the following, where applicable:

- a) the content of any marking that is used to identify the product, for example:
 - 1) the manufacturer (name and address);
 - 2) responsible supplier (trade name, trademark or identification mark);
 - 3) the marking of a product itself [for example manufacturer's or supplier's trademark, model or type number, designation (see Annex C)];
 - 4) the identification of different sizes, categories, types and grades;
- b) the means of presentation of such marking, for example by the use of plates (sometimes called "name-plates"), labels, stamps, colours, threads (in cables), as appropriate;
- c) the location on the product, or in some cases on the packaging, where the marking is to appear;
- d) requirements for the labelling and/or packaging of the product (e.g. handling instructions, hazard warnings, date of manufacture);
- e) other information as required.

If the document requires the application of a label, the document shall also specify the nature of the labelling and how it is to be attached, affixed or applied to the product or its packaging.

Symbols specified for marking shall conform to relevant documents published by ISO and IEC.

NOTE Documents relating to packaging can be found under the ICS classification 55 in the ISO and IEC Catalogues.

19.4.3 Requirements concerning documentation accompanying the product

Documents may require that the product be accompanied by some kind of documentation (e.g. test report, handling instructions, other information appearing in the product packaging). When relevant, the content of such documentation shall be specified.

NOTE A classification and designation system of such documentation for plants, systems and equipment is provided in IEC 61355-1. Rules for such documentation in administration, commerce and industry can be found under the ICS classification 01.140.30.

19.4.4 Warning notices and instructions

In product standards, it is sometimes necessary to specify that the product shall be accompanied by warning notices or by instructions to the installer or user, and to specify their nature. Such requirements concerning installation or use may be included in a separate part of the series or a separate document, because they are not requirements applicable to the product.

20 Annexes

20.1 Purpose or rationale

Annexes are used to provide additional information to the main body of the document and are developed for several reasons, for example:

- when the information or table is very long and including it in the main body of the document would distract the user;

- to set apart special types of information (e.g. software, example forms, results of interlaboratory tests, alternative test methods, tables, lists, data);
- to present information regarding a particular application of the document.

20.2 Normative or informative?

Annexes can be normative or informative elements.

Normative annexes provide additional normative text to the main body of the document.

Information on existing special national conditions shall be given in a normative annex (see ZB.1).

Informative annexes provide additional information intended to assist the understanding or use of the document.

Information on existing A-deviations shall be given in an informative annex (see ZB.2).

Informative annexes may contain optional requirements. For example, a test method that is optional may contain requirements but there is no need to comply with these requirements to claim compliance with the document. The status of the annex (informative or normative) shall be made clear by the way in which it is referred to in the text and shall be stated under the heading of the annex.

EXAMPLE

[...] see Annex A for additional information [...]

The status of Annex A is informative.

[...] the test method shall be carried out as specified in Annex B [...]

The status of Annex B is normative.

20.3 Mandatory, conditional or optional?

Annexes are optional elements.

20.4 Numbering and subdivision

Each annex shall be designated by a heading comprising the word "Annex" followed by a capital letter, starting with "A", for example "Annex A". The annex heading shall be followed by the indication "(normative)" or "(informative)", and by the title.

EXAMPLE 1

Annex A
(informative)

Example form

Annexes may be subdivided into clauses, subclauses, paragraphs and lists.

Numbers given to the clauses, subclauses, tables, figures and mathematical formulae of an annex shall be preceded by the letter designating that annex followed by a full-stop. The numbering shall start afresh with each annex.

EXAMPLE 2

In the case of Annex A, the first clause would be numbered A.1, the first figure would be Figure A.1, the first table would be Table A.1 and the first formula would be Formula (A.1).

20.5 Specific principles and rules

Each annex shall be explicitly referred to within the text.

EXAMPLE

"Annex B provides further information...";

"Use the methods described in Annex C";

"See Figure A.6";

"Clause A.2 describes...";

"...as specified in C.2.5."

21 Bibliography

21.1 Purpose or rationale

The Bibliography lists, for information, those documents which are cited informatively in the document, as well as other information resources and background material used for the preparation of the document.

21.2 Normative or informative?

The Bibliography is an informative element. It shall not contain requirements, permissions or recommendations.

21.3 Mandatory, conditional or optional?

The Bibliography is a conditional element. Its inclusion is dependent on whether informative references are present in the document.

21.4 Numbering and subdivision

The Bibliography shall not have a clause number. It may be subdivided in order to group the referenced documents under descriptive headings. Such headings shall not be numbered.

Referenced documents and information resources listed may be numbered.

21.5 Specific principles and rules

The Bibliography, if present, shall appear after the last annex.

Referenced documents and information resources listed can be dated or undated. See 10.4 and 10.5.

EXAMPLE

In the following case, the citation is not normative but informative. The document cited shall be listed not in the Normative references clause but in the Bibliography:

Wiring of these connectors should take into account the wire and cable diameter of the cables defined in IEC 61156.

In the following case, the citation is normative and the document shall be listed in the Normative references clause:

Connectors shall conform to the electrical characteristics specified by IEC 60603-7-1.

COMPONENTS OF THE TEXT

22 Clauses and subclauses

22.1 Purpose or rationale

Clauses and subclauses serve as the basic components in the subdivision of the content of a document.

22.2 Title

Each clause shall have a title.

Each first level subclause (e.g. 5.1, 5.2, etc.) should preferably be given a title. Within a clause or subclause, the use of titles shall be uniform for subclauses at the same level, for example if 10.1 has a title, 10.2 shall also have a title. Figure 2 shows examples of correct and incorrect use of subclause titles.

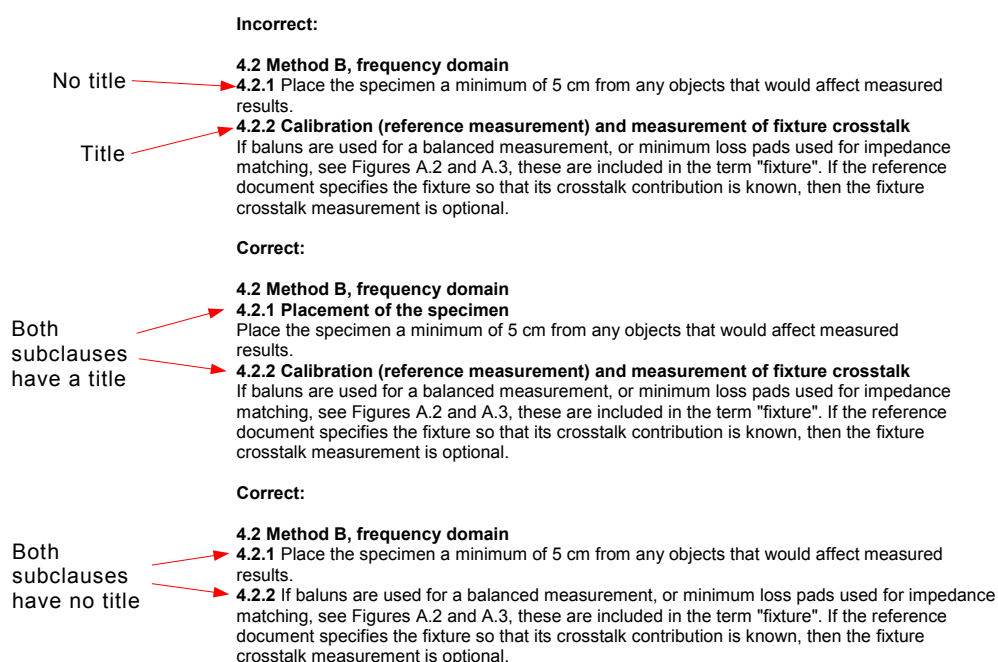


Figure 2 – Correct and incorrect use of subclause titles

22.3 Numbering, subdivision and hanging paragraphs ⁵⁾

22.3.1 Numbering

The clauses in each document or part shall be numbered with Arabic numerals, starting with 1 for the "Scope" clause (see Figure 3).

The numbering shall be continuous up to but excluding any annexes (see Clause 20).

22.3.2 Subdivision

A subclause is a numbered subdivision of a clause. A clause may be subdivided into subclauses as far as the fifth level (e.g. 5.1.1.1.1.1, 5.1.1.1.1.2).

⁵⁾ For the numbering of divisions and subdivisions in European common modifications, see ZA.3.

Too many levels of subdivision should be avoided, as this can make it hard for the user to understand the document.

Figure 3 provides an example of numbering of divisions and subdivisions.

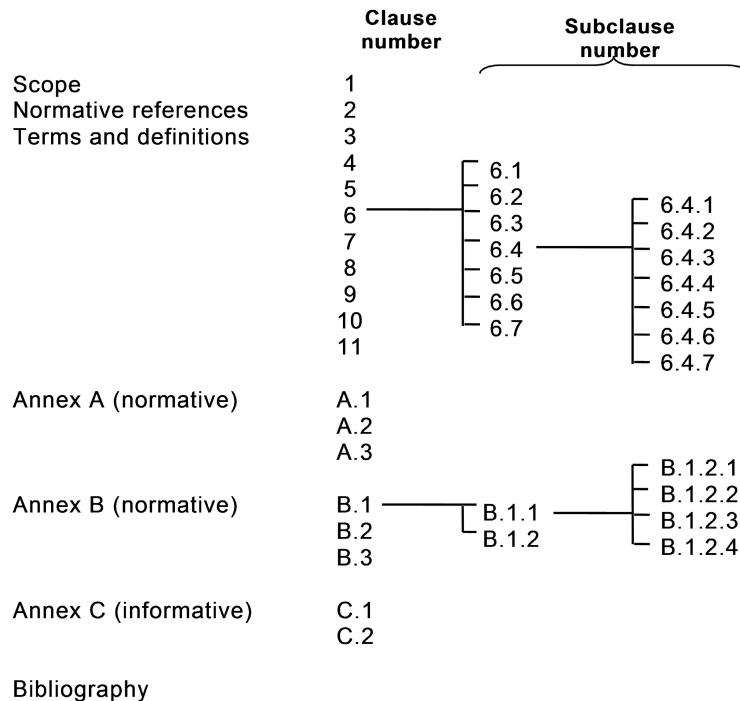


Figure 3 – Example of numbering of divisions and subdivisions

A subclause shall not be created unless there is at least one further subclause at the same level. For example, text in Clause 10 shall not be designated subclause "10.1" unless there is also a subclause "10.2".

22.3.3 Hanging paragraphs

"Hanging paragraphs" shall be avoided since reference to them is ambiguous.

In the example given in Figure 4, the hanging paragraphs indicated cannot be uniquely identified as being in "Clause 5" since the paragraphs in 5.1 and 5.2 also form part of Clause 5. To avoid this problem it is necessary to identify the hanging paragraphs as subclause "5.1 General" (or other suitable title) and to renumber the existing 5.1 and 5.2 accordingly (as shown), or to move the hanging paragraphs elsewhere, or to delete them.

Incorrect	Correct
<p>5 Uncertainty of the certified value</p> <p>The combined expanded uncertainty of the measurement is calculated...</p> <p>5.1 Budget of uncertainty</p> <p>[...]</p>	<p>5 Uncertainty of the certified value</p> <p>5.1 General</p> <p>The combined expanded uncertainty of the measurement is calculated...</p> <p>5.2 Budget of uncertainty</p> <p>[...]</p>

Figure 4 – Example of a hanging paragraph (left) and one way to avoid it (right)

22.4 Referencing

Clauses and subclauses do not need to be specifically referred to in the text.

Use, for example, the following forms for references to clauses and subclauses:

- "in accordance with Clause 4";
- "details as given in 4.1.1";
- "the requirements given in Clause B.2";
- "the methods described in 5.3 provide further information on..."

23 Lists

23.1 Purpose or rationale

A list serves to subdivide information to aid understanding.

23.2 Title

Lists do not have a title. They may, however, be preceded by a title or introductory phrase.

23.3 Numbering and subdivision

Lists can be numbered or unnumbered. Lists can be subdivided.

See the examples below.

EXAMPLE 1

The following basic principles shall apply to the drafting of definitions.

- a) The definition shall have the same grammatical form as the term:
 - 1) to define a verb, a verbal phrase shall be used;
 - 2) to define a singular noun, the singular shall be used.
- b) The preferred structure of a definition is a basic part stating the class to which the concept belongs, and another part enumerating the characteristics that distinguish the concept from other members of the class.

EXAMPLE 2

No switch is required for any of the following categories of apparatus:

- apparatus having a power consumption not exceeding 10 W under normal operating conditions;
- apparatus having a power consumption not exceeding 50 W, measured 2 min after the application of any of the fault conditions;
- apparatus intended for continuous operation.

EXAMPLE 3

Vibrations in the apparatus can be caused by

- unbalance in the rotating elements,
- slight deformations in the frame,
- the rolling bearings, and
- aerodynamic loads.

23.4 Referencing

The purpose of a list should be made clear by its context. For example, an introductory proposition or a subclause title can serve to introduce the list. Lists do not need to be specifically referred to in the text.

If cross-references to list items are necessary, a numbered list shall be used. Within a subdivision, each list item in a numbered list shall have a unique identifier. Numbering restarts at each new clause or subclause.

Use, for example, the following forms for references to lists:

- "as specified in 3.1 b)";
- "the requirements given in B.2 c)".

24 Notes

24.1 Purpose or rationale

Notes are used for giving additional information intended to assist the understanding or use of the text of document. The document shall be usable without the notes.

For rules on notes to figures, see 28.5.4.

For rules on notes to tables, see 29.5.1.

Notes to entry (in terminological entries) follow different rules from those for notes, see 16.5.9.

Table 8 summarizes how to use notes and footnotes within documents.

Table 8 — Use of notes and footnotes within documents

	Element	Rule	Numbering	Designation	Provisions allowed?
In terminology	Note # to entry	16.5.9	Always numbered	Note 1 to entry, Note 2 to entry, etc.	May contain provisions (shall, should or may) related to the use of the term
	<i>Footnotes to terminological entries are not allowed</i>	16.5.11			
In the text	Note	24.1	Numbered if more than one; numbering restarts for each new clause or subclause	NOTE 1, NOTE 2, etc.	No requirements (shall) or any information considered indispensable for the use of the document, recommendations (should) or permissions (may)
	Footnote	26.1	Sequential throughout the document	Normally with Arabic numerals	No requirements (shall) or any information considered indispensable for the use of the document, recommendations (should) or permissions (may)
Figures	Notes to figures	28.5.4	Numbered if more than one; numbered independently from the notes to the text; numbering restarts for each new figure	NOTE 1, NOTE 2, etc.	No requirements (shall) or any information considered indispensable for the use of the document, recommendations (should) or permissions (may)
	Footnotes to figures	28.5.5	Numbered if more than one; numbered independently from the footnotes to the text; numbering restarts for each new figure	Normally superscript lower case letters, starting with "a"	May contain requirements
Tables	Notes to tables	29.5.1	Numbered if more than one; numbered independently from the notes to the text; numbering restarts for each new table	NOTE 1, NOTE 2, etc.	No requirements (shall) or any information considered indispensable for the use of the document, recommendations (should) or permissions (may)
	Footnotes to tables	29.5.2	Numbered if more than one; numbered independently from the footnotes to the text; numbering restarts for each new table	Normally superscript lower case letters, starting with "a"	May contain requirements

24.2 Title

Notes do not have a title.

24.3 Numbering and subdivision

Within a given clause or subclause, notes shall be numbered sequentially. The numbering restarts at each new subdivision. A single note in a subdivision does not need to be numbered.

24.4 Referencing

Notes do not need to be specifically referred to in the text.

If notes are referred to, use for example, the following forms for references:

- "an explanation is provided in 7.1, Note 2";
- "see 8.6, Note 3".

24.5 Specific principles and rules

Notes shall not contain requirements (e.g. use of "shall", see Table 3) or any information considered indispensable for the use of the document, for example instructions (imperative mood), recommendations (e.g. use of "should", see Table 4) or permission (e.g. use of "may", see Table 5). Notes should be written as a statement of fact.

Table 8 summarizes how to use notes and footnotes within documents.

24.6 Examples

EXAMPLE 1

Correct example of the use of a note:

"Each label shall have a length of between 25 mm and 40 mm and a width of between 10 mm and 15 mm.

NOTE The size of the label was chosen so that it will fit most sizes of syringe without obscuring the graduation marks."

EXAMPLE 2

Incorrect examples of the use of a note:

NOTE In this context a part <i>shall</i> be regarded as a separate document ...	" <i>shall</i> " constitutes a requirement
NOTE Alternatively, <i>test</i> at a load of ...	" <i>test</i> " constitutes a requirement, expressed here in the form of an instruction using the imperative
NOTE Where a laboratory is part of a larger organization, the organizational arrangements <i>should</i> be such that departments having conflicting interests ...	" <i>should</i> " constitutes a recommendation
NOTE Individuals <i>may</i> have more than one function ...	" <i>may</i> " constitutes a permission

25 Examples

25.1 Purpose or rationale

Examples illustrate concepts presented in the document. The document shall be usable without the examples.

25.2 Title

Examples do not need to have a title, but they can, if necessary, be grouped into a clause or subclause entitled "Example" or "Examples" (see 25.6, which is titled "Examples").

25.3 Numbering and subdivision

Within a given clause or subclause, examples shall be numbered sequentially. The numbering restarts at each new subdivision. A single example in a subdivision does not need to be numbered.

25.4 Referencing

Examples do not need to be specifically referred to in the text.

If examples are referred to, use for example, the following forms for references:

- "see 6.6.3, Example 5";
- "Clause 4, Example 2 lists ...".

25.5 Specific principles and rules

Examples shall not contain requirements (use of "shall") or any information considered indispensable for the use of the document, for example instructions (imperative mood), recommendations (use of "should") or permission (use of "may"). Examples should be written as a statement of fact.

An example can cite text to illustrate a point. If the cited text contains requirements, recommendations and permissions, this is acceptable.

25.6 Examples

EXAMPLE 1

The generic model can be applicable to other possible manufacturing operations categories or for other operations areas within the enterprise.

EXAMPLE A company could apply the model to receiving operations management and associated services.

EXAMPLE 2

In national implementation of International Standards, the international designation shall be used without change. However, the national standard identification may be inserted between the Description block and the International Standard number block.

EXAMPLE If the international designation of a screw is

Slotted pan screw ISO 1580-M5 × 20-4,8

its national designation can be

Slotted pan screw VN 4183-ISO 1580-M5 × 20-4,8

if VN 4183 is the identification of the national standard corresponding to ISO 1580 which has been adopted without change.

26 Footnotes

26.1 Purpose or rationale

Footnotes to the text of a document are used to give additional contextual information to a specific item in the text. The document shall be usable without the footnotes.

For rules on footnotes to figures, see 28.5.5.

For rules on footnotes to tables, see 29.5.2.

26.2 Title

Footnotes do not have a title.

26.3 Numbering and subdivision

Footnotes shall be numbered sequentially throughout the document. Normally, footnote references are indicated using Arabic numerals. Exceptionally, other systems (a, b, c, etc.; *, **, ***, etc.; †, ‡, etc.) can be used, for example when there is the possibility of confusing them with superscript numbers.

26.4 Referencing

Footnotes shall be referenced in the text.

Use, for example, the following form for references to footnotes:

— ISO 1234:—¹ lists the test methods for...

¹ Under preparation. Stage at the time of publication: ISO/DIS 1234:2014.

26.5 Specific principles and rules

A footnote can appear anywhere within the text of a document apart from terminological entries.

Footnotes shall not contain requirements (e.g. use of "shall", see Table 3) or any information considered indispensable for the use of the document, for example instructions (imperative mood), recommendations (e.g. use of "should", see Table 4) or permission (e.g. use of "may", see Table 5). Footnotes should be written as a statement of fact.

26.6 Examples

EXAMPLE 1

C.1.1 Introduction

...multiplex real-time PCR method based on TaqMan ®⁷.

⁷ TaqMan ® is a trademark of Roche Molecular Systems. This information is given for the convenience of users of this standard and does not constitute an endorsement by ISO of the product named.

EXAMPLE 2

...such effects of salt mist on connectors has been demonstrated ^[2] ⁵.

⁵ Numbers in square brackets refer to the Bibliography.

27 Mathematical formulae

27.1 Purpose or rationale

A mathematical formula uses symbols to express the relationship between quantities.

NOTE Notations such as

$$\frac{V}{\text{km/h}}, \frac{l}{\text{m}} \text{ and } \frac{t}{\text{s}} \text{ or } V/(\text{km/h}), l/\text{m}, \text{ and } t/\text{s}$$

for numerical values are not mathematical formulae. They are particularly useful on the axes of graphs and in the headings of columns in tables.

27.2 Title

Mathematical formulae do not have a title.

27.3 Numbering and subdivision

If needed for cross-referencing purposes, mathematical formulae can be numbered in a document. Arabic numbers in parentheses shall be used, starting with 1.

EXAMPLE 1

$$x^2 + y^2 < z^2 \quad (1)$$

The numbering shall be continuous and independent of the numbering of clauses, tables and figures. Subdivision of mathematical formulae [for example (2a), (2b), etc.] is not permitted.

When mathematical formulae in annexes are numbered, the numbering restarts and is preceded by the annex letter.

EXAMPLE 2

$$x^2 + y^2 < z^2 \quad (\text{A.1})$$

27.4 Referencing

If a formula is numbered, it should be referred to in the text. The purpose of a formula should be made clear by its context, for example, with an introductory proposition.

Use, for example, the following forms for references to mathematical formulae:

- "see 10.1, Formula (3)";
- "see Clause A.2, Formula (A.5)".

27.5 Specific principles and rules

Mathematical formulae shall be expressed in mathematically correct form.

The variables shall be represented by italicized single letter symbols. The meanings of the symbols shall be explained in connection with the mathematical formulae, unless they appear in a symbols and abbreviated terms clause.

EXAMPLE 1

$$v = \frac{l}{t}$$

where

v is the speed of a point in uniform motion;

l is the distance travelled;

t is the duration.

However, the same symbol shall never be used within a document both for a quantity and for its corresponding numerical value. For example, use of the formula in Example 1 and of the formula in Example 2 in the same context would imply that $1 = 3,6$ (which obviously is not true).

If, exceptionally, a formula between numerical values is used, the style shown in Example 2 shall be followed.

EXAMPLE 2

$$v = 3,6 \times \frac{l}{t}$$

where

v is the numerical value of the speed, expressed in kilometres per hour (km/h), of a point in uniform motion;

l is the numerical value of the distance travelled, expressed in metres (m);

t is the numerical value of the duration, expressed in seconds (s).

Descriptive terms or names of quantities shall not be arranged in the form of a mathematical formula. Names of quantities or multiletter abbreviated terms, for example presented in italics or with subscripts, shall not be used in the place of symbols.

EXAMPLE 3

Correct:

$$t_i = \sqrt{\frac{S_{ME,i}}{S_{MR,i}}}$$

where

t_i is the statistical value for the system i ;
 $S_{ME,i}$ is the residual mean square for the system i ;
 $S_{MR,i}$ is the mean square due to regression for the system i .

Incorrect:

$$t_i = \sqrt{\frac{MSE_i}{MSR_i}}$$

where

t_i is the statistical value for the system i ;
 MSE_i is the residual mean square for the system i ;
 MSR_i is the mean square due to regression for the system i .

EXAMPLE 4

Correct: $\rho = \frac{m}{V}$

Incorrect: $density = \frac{mass}{volume}$

EXAMPLE 5

Correct:

$$\dim(E) = \dim(F) \cdot \dim(l)$$

where

E is energy;
 F is force;
 l is length.

Incorrect:

$$\dim(\text{energy}) = \dim(\text{force}) \cdot \dim(\text{length})$$

or

$$\dim(\text{energy}) = \dim(\text{force}) \cdot \dim(\text{length})$$

The same symbol should not be used to represent different quantities within the same document. Subscripts can be useful to distinguish symbols for related concepts.

Unit symbols shall not be used within mathematical formulae.

Further examples are presented in Annex B.

28 Figures

28.1 Purpose or rationale

Figures are a graphical means of representation used when they are the most efficient means of presenting information in an easily comprehensible form.

Photographs and other media may be used if it is not possible to represent the concept as a line drawing.

28.2 Title

It is recommended to provide a concise figure title.

28.3 Numbering and subdivision

28.3.1 Figure designation

Figures shall be designated "Figure" and numbered with Arabic numerals, beginning with 1. A single figure shall be designated "Figure 1". This numbering shall be independent of the numbering of the clauses and of any tables.

In annexes, the figure numbering restarts and the number is preceded by the annex letter (e.g. Figure A.1, etc.).

When a figure is continued over several pages, it can be useful to repeat the figure designation, followed by the title (optional) and by "(1 of #)", where # is the total number of pages on which the figure appears.

EXAMPLE

Figure x (1 of #)

28.3.2 Subfigures

In general, the use of subfigures should be avoided whenever possible since it complicates document layout and management.

Only one level of subdivision of a figure is permitted. Subfigures shall be identified by a lower case letter [e.g. Figure 1 may comprise subfigures a), b), c), ...]. Other forms of identification of the subfigures such as 1.1, 1.2, ..., 1-1, 1-2, ..., etc. shall not be used.

Separate keys, notes and footnotes for subfigures are not permitted.

EXAMPLE

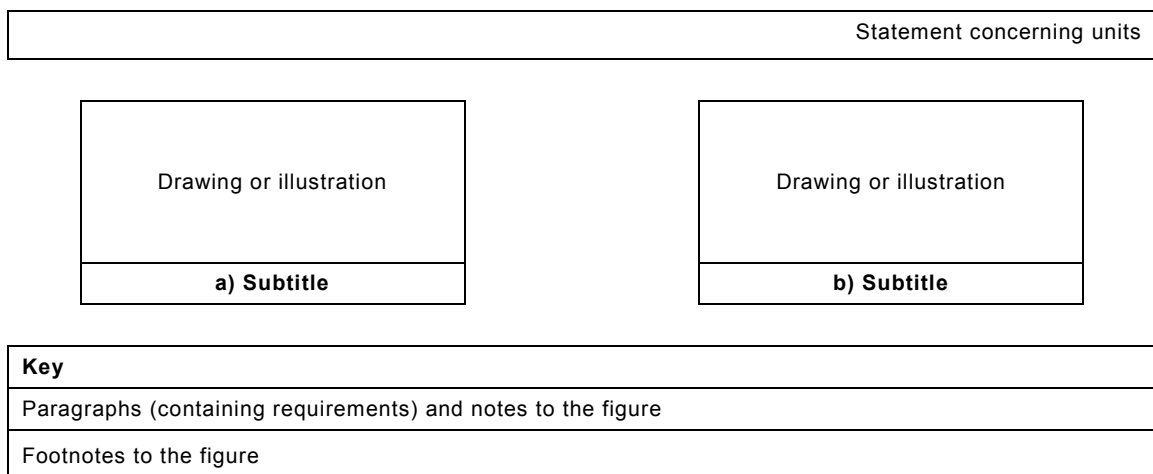


Figure x – Title

28.4 Referencing

Each figure shall be explicitly referred to within the text.

Use, for example, the following forms for references to figures and subfigures:

- "Figure 3 illustrates...";
- "See Figure 6 b)".

28.5 Specific principles and rules

28.5.1 Standards used in the creation of graphical content

The standards listed in Table 9 provide information regarding the creation of graphical content.

Table 9 — Standards used in the creation of graphical content

Subject	Standard	Title
General	IEC 61082-1	<i>Preparation of documents used in electrotechnology – Part 1: Rules</i>
Graphical symbols	IEC 62648	<i>Graphical symbols for use on equipment – Guidelines for the inclusion of graphical symbols in IEC publications</i>
	IEC 80416-1	<i>Basic principles for graphical symbols for use on equipment – Part 1: Creation of graphical symbols for registration</i>
	ISO/IEC 81714-1	<i>Design of graphical symbols for use in the technical documentation of products – Part 1: Basic rules</i>
Line types	ISO 128-20	<i>Technical drawings – General principles of presentation – Part 20: Basic conventions for lines</i>
Dimensioning	ISO 129 all parts	<i>Technical drawings – Indication of dimensions and tolerances</i>
Dimensional and geometrical product specifications	ISO 1101	<i>Geometrical product specifications (GPS) – Geometrical tolerancing – Tolerances of form, orientation, location and run-out</i>
Projection	ISO 128-30	<i>Technical drawings – General principles of presentation – Part 30: Basic conventions for views</i>
Flowcharts and organigrams	ISO 5807	<i>Information processing – Documentation symbols and conventions for data, program and system flowcharts, program network charts and system resources charts</i>

28.5.2 Choice of letter symbols, style of lettering

Letter symbols used in figures to represent general cases of angular or linear quantities shall be in accordance with ISO 80000-3. Subscripts can be used where necessary to distinguish between different applications of a given symbol.

Various lengths, l , on a drawing should be written with descriptor indices, e.g. l_1 , l_2 , l_3 , and not, for instance, A , B , C , etc. or a , b , c , etc. The main symbols used in drawings from ISO 80000-3 are given in Table 10.

Table 10 – Main symbols used in drawings from ISO 80000-3

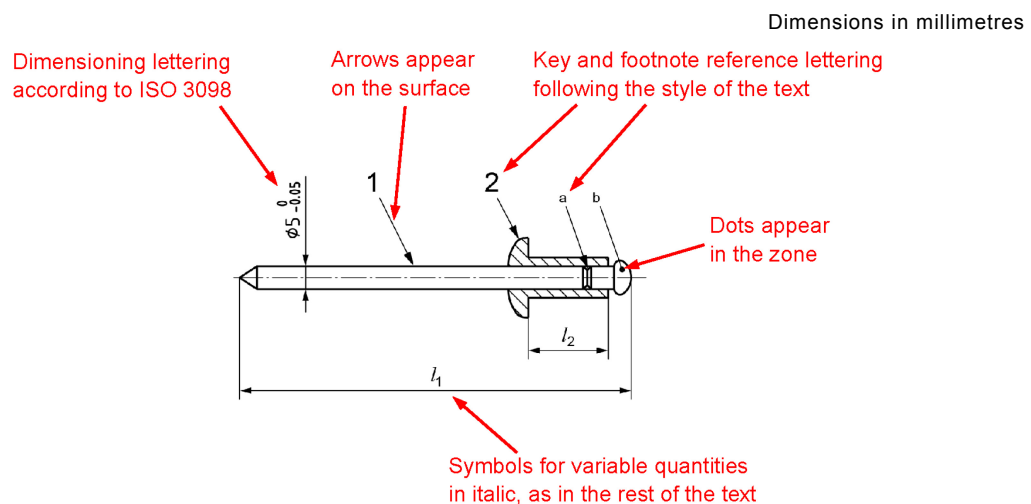
Name	Symbols
Length	l, L
Breadth	b, B
Height	h, H
Thickness	d, δ
Radius	r, R
Radial distance	r_Q, ρ
Diameter	d, D
Length of path	s
Distance	d, r
Cartesian coordinates	$x, y, z,$
Position vector	\mathbf{r}
Displacement	$\Delta \mathbf{r}$
Radius of curvature	ρ

Lettering on technical product documentation shall be in accordance with the ISO 3098 series. Italic letters shall be used for variable quantities.

The vertical (upright) style shall be used for all other lettering.

When all units for a quantity are the same, a suitable statement (e.g. "Dimensions in millimetres") shall be placed above the right-hand corner of the figure.

See Figure 5.



l_1	l_2
50	10,5
70	15
90	19

Key

- 1 mandrel shank
- 2 blind rivet head

The mandrel shall be designed such that the blind rivet end deforms during installation, and the shank can expand.

NOTE Figure # illustrates a type A rivet head.

^a The break area shall be milled.

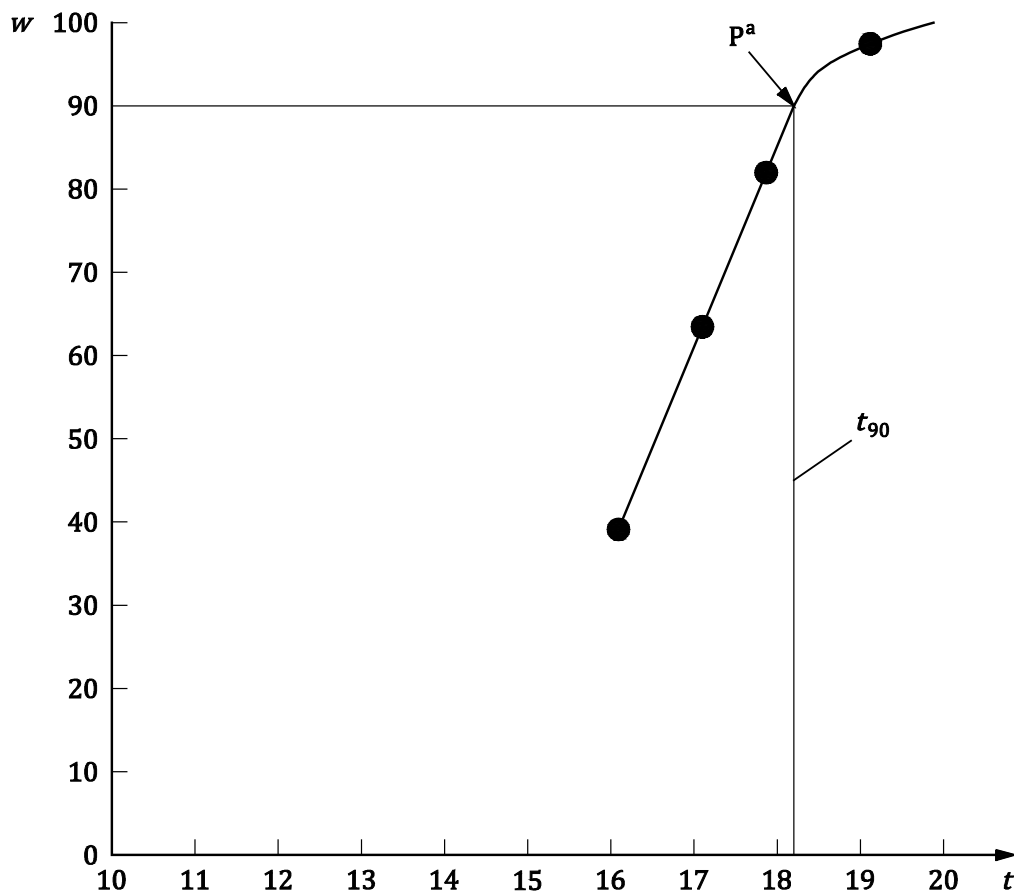
^b The mandrel head is commonly chromium plated.

Figure 5 – Example illustrating the elements of a figure

28.5.3 Key and labels to figures

Figures shall be language neutral in order to facilitate translation, using key references or figure footnotes (see Figure 5) instead of textual descriptions (in accordance with ISO 6433).

In graphs (see Figure 6), labelling of curves, lines, etc. shall be replaced by key references. Labelling on the axes shall not be replaced by numerical key references, which could be confused with numeric values.



Key

w mass fraction of gelatinized kernels, expressed in per cent

t cooking time, expressed in minutes

t_{90} time required to gelatinize 90 % of the kernels

P point of the curve corresponding to a cooking time of t_{90}

NOTE These results are based on a study carried out on three different types of kernel.

^a The time t_{90} was estimated to be 18,2 min for this example.

Figure 6 — Example of a graph

In flowcharts and organigrams, the use of textual descriptions is permitted (see 28.6.4).

28.5.4 Notes to figures

A single note in a figure shall be preceded by "NOTE", placed at the beginning of the first line of the text of the note. See Figure 5. When several notes occur in the same figure, they shall be designated "NOTE 1", "NOTE 2", "NOTE 3", etc. The numbering restarts for each new figure.

Notes to figures shall not contain requirements or any information considered indispensable for the use of the document. Any requirements relating to the content of a figure shall be given in the text, in a footnote to the figure or as a paragraph between the figure and its title. Notes to figures do not need to be referred to.

Table 8 summarizes how to use notes and footnotes within documents.

28.5.5 Footnotes to figures

Footnotes to figures are numbered independently from footnotes to the text.

Footnotes to figures shall be distinguished by superscript lower case letters, starting with "a". The footnotes shall be referred to in the figure by inserting the same superscript lower case letter. See Figure 5.

Footnotes to figures may contain requirements.

Table 8 summarizes how to use notes and footnotes within documents.

28.6 Types of figure

28.6.1 Mechanical engineering drawings

Mechanical engineering drawings shall be prepared in accordance with relevant ISO standards (listed in 28.5.1). Different views, details and sections of a component or multicomponent object shall be presented in conformity with ISO 128-30, ISO 128-34, ISO 128-40 and ISO 128-44. Different views, details and sections of a component or multicomponent object shall not be presented as subfigures.

See Figure 7.

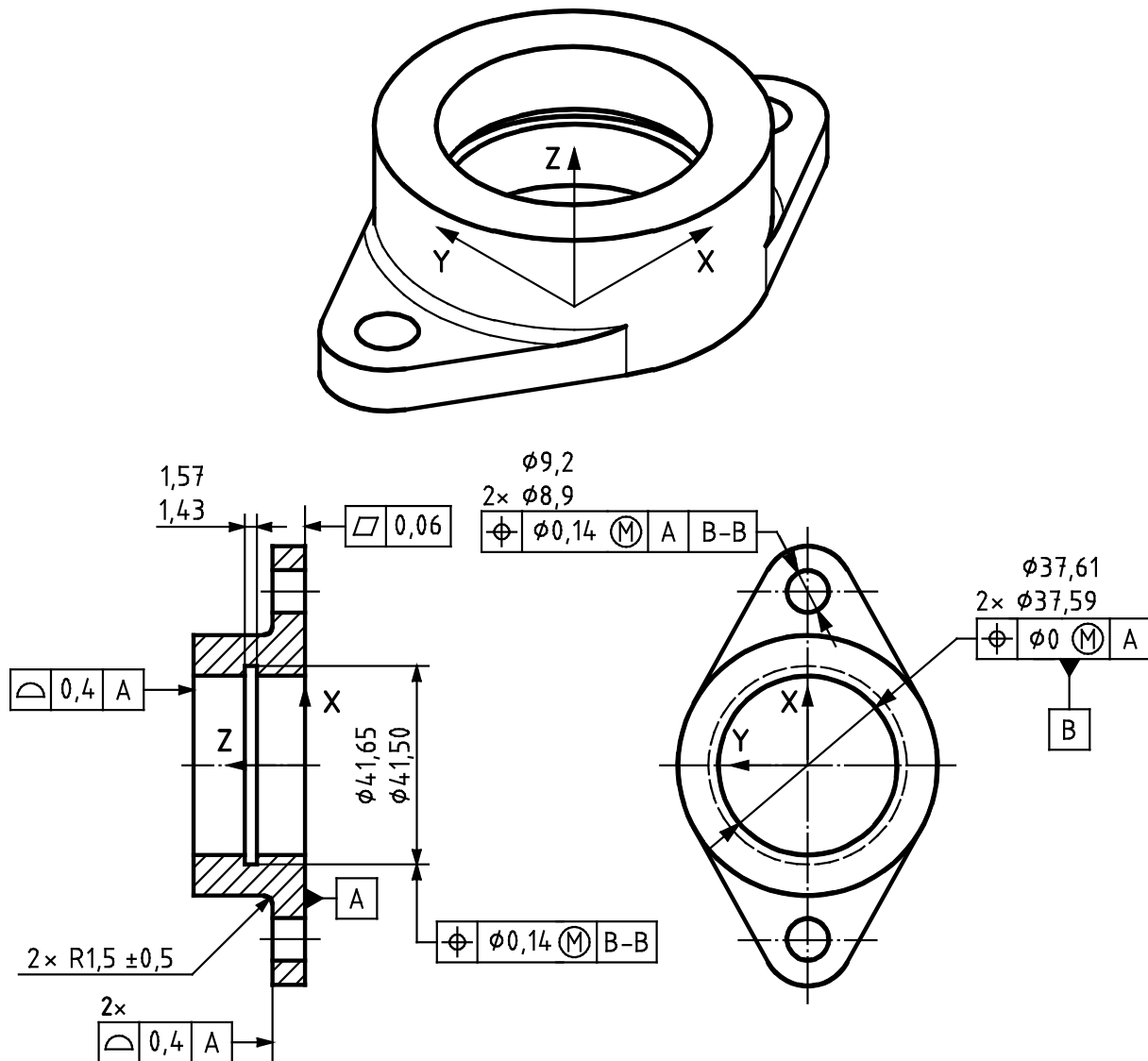


Figure 7 – Example of a mechanical engineering drawing

28.6.2 Graphical symbols

Graphical symbols for use on equipment shall be in accordance with IEC 60417 and ISO 7000. Public information symbols shall be in accordance with ISO 7001. Safety signs shall be in accordance with ISO 7010.


For purposes of consistency and coherence, IEC TC 3, IEC SC 3C and ISO/TC 145 are responsible for the standardization of graphical symbols and safety signs. If an adequate symbol or safety sign does not exist in the IEC and ISO databases, contact IEC TC 3, IEC SC 3C and ISO/TC 145 in order to register a standardized symbol.

Table 11 gives an overview of the categories of graphical symbol.

Table 11 – Categories of graphical symbol

Category of graphical symbol	Basic message	Location	Design principles	Overview	Responsible committee
Public information symbols	Location of service or facility	In public areas	ISO 22727	ISO 7001	ISO/TC 145/SC 1
Safety signs (symbols)	Related to safety and health of persons	In workplaces and public areas	ISO 3864-1 ISO 3864-3	ISO 7010	ISO/TC 145/SC 2
Product safety labels	Related to safety and health of persons	On products	ISO 3864-2 ISO 3864-3	—	ISO/TC 145/SC 2
Graphical symbols for use on equipment	Related to equipment	On equipment	IEC 80416-1 ISO 80416-2 IEC 80416-3	ISO 7000 IEC 60417	ISO/TC 145/SC 3 IEC/SC 3C
Technical product documentation symbols	(Product representation)	Technical product documentation (drawings, diagrams, etc.)	ISO 81714-1	ISO 14617 IEC 60617	ISO/TC 10/SC 10 IEC TC 3

See Figure 8.



IEC 60417-5012

Figure 8 – Example of a graphical symbol

28.6.3 Circuit diagrams and connection diagrams

Diagrams, such as circuit diagrams and connection diagrams, for example for test circuits, shall be prepared in accordance with IEC 61082-1. Graphical symbols used in schematic diagrams shall be in accordance with IEC 60617 and ISO 14617. Reference designations shall be in accordance with IEC 81346. Signal designations shall be in accordance with IEC 61175-1. See Figure 9.

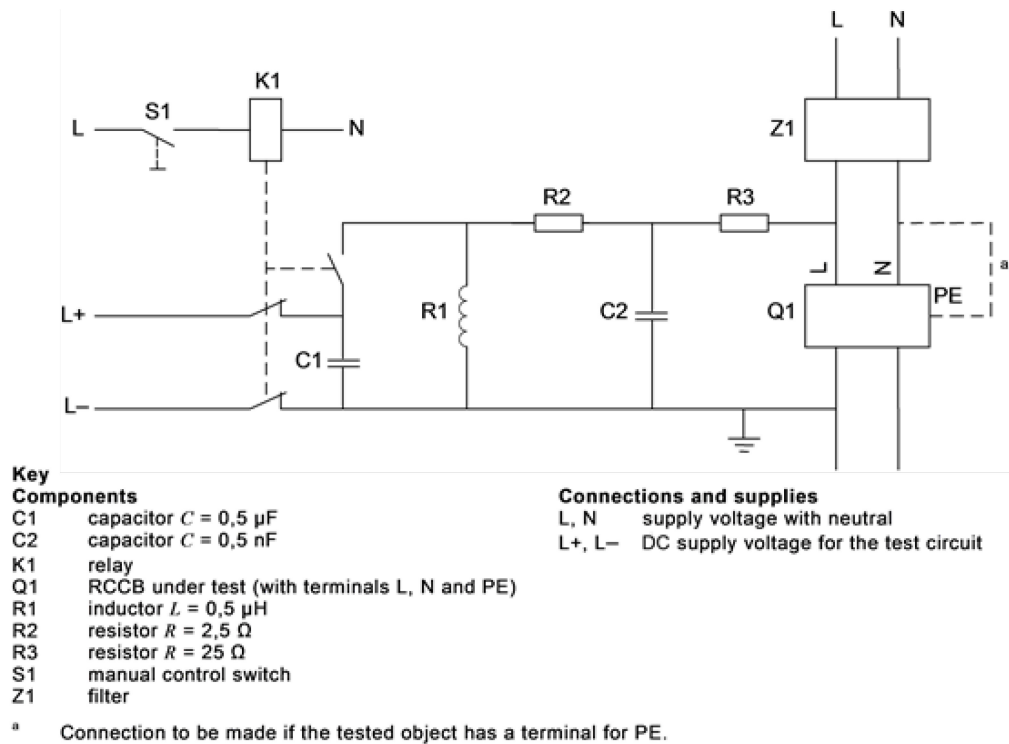
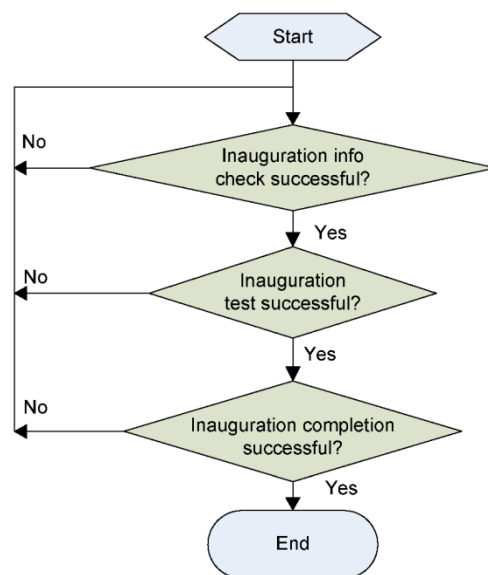


Figure 9 – Example of a circuit diagram

28.6.4 Flowcharts

Flowcharts shall be prepared in accordance with ISO 5807. See Figure 10.



IEC

Figure 10 – Example of a flowchart

29 Tables

29.1 Purpose or rationale

Tables are used when they are the most efficient means of presenting information in an easily comprehensible form.

29.2 Title

It is recommended to provide a concise table title.

29.3 Numbering and subdivision

Tables shall be designated "Table" and numbered with Arabic numerals, beginning with 1. A single table shall be designated "Table 1". This numbering shall be independent of the numbering of the clauses and of any figures.

Further subdivision [e.g. Table 1a)] is not permitted. A table within a table is not permitted. Subdivision of a table into subsidiary sections with new column headings is not permitted.

It is often better to create several tables rather than trying to consolidate too much information into one table. The simpler the presentation, the better.

If a very complex table is necessary, it can be better to include it as a software supplement to the document.

In annexes, the table numbering restarts and the number is preceded by the annex letter (e.g. Table A.1, etc.).

When a table is continued over several pages, it can be useful to indicate the continuation.

EXAMPLE 1

Table *x* (continued)

EXAMPLE 2

Table *x* (1 of #)

The column headings together with any statement concerning units can be repeated on all pages after the first.

29.4 Referencing

Each table shall be explicitly referred to within the text.

Use, for example, the following forms for references to tables:

- "Table 3 lists...";
- "See Table B.1".

29.5 Specific principles and rules

29.5.1 Notes to tables

Notes to tables shall be located within the frame of the relevant table and shall precede table footnotes. A single note in a table shall be preceded by "NOTE", placed at the beginning of the first line of the text of the note. When several notes occur in the same table, they shall be designated "NOTE 1", "NOTE 2", "NOTE 3", etc. The numbering restarts for each new table.

Notes to tables shall not contain requirements or any information considered indispensable for the use of the document. Any requirements relating to the content of a table shall be given in the text, in a footnote to the table or as a paragraph within the table. Notes to tables do not need to be referred to.

Table 8 summarizes how to use notes and footnotes within documents.

29.5.2 Footnotes to tables

Footnotes to tables are numbered independently from footnotes to the text. They shall be located within the frame of the relevant table, and shall appear at the foot of the table.

Footnotes to tables shall be distinguished by superscript lower case letters, starting with "a". The footnotes shall be referred to in the table by inserting the same superscript lower case letter.

Footnotes to tables may contain requirements. Table 8 summarizes how to use notes and footnotes within documents.

29.5.3 Keys to tables

In tables, it is sometimes necessary to abbreviate words or references in order to save space or to improve readability. The meaning of such abbreviated terms shall be explained in a key. See Table 12.

Table 12 – Example of a table with a key

Data object name	Common data class	Explanation	T	M/O/C
LNName		The name shall be composed of the class name, the LN-Prefix and LN-Instance-ID according to IEC 61850-7-2:2010, Clause 22.		
Data objects				
Status information				
Op	ACT	Level of action reached	T	M
Settings				
StrVal	ASG	Start level set-point		C
OpDITmms	ING	Operate delay time [ms]		O
Key				
T: Transient data objects				
M/O/C: The data object is mandatory (M) or optional (O) or conditional (C)				

29.6 Examples

EXAMPLE 1

The layout of the different elements that can appear in a table

Dimensions in millimetres

Type	Length	Inside diameter	Outside diameter
	l_1^a	d_1	
	l_2	$d_2^{b\ c}$	
<p>A paragraph containing a requirement.</p> <p>NOTE 1 Table note.</p> <p>NOTE 2 Table note.</p> <p>^a Table footnote.</p> <p>^b Table footnote.</p> <p>^c Table footnote.</p>			

EXAMPLE 2

When there are several different units:

Type	Linear density	Inside diameter	Outside diameter
	kg/m	mm	mm

EXAMPLE 3

When all the units are the same:

Dimensions in millimetres

Type	Length	Inside diameter	Outside diameter

EXAMPLE 4

Correct and incorrect table headers. Table cells shall not be split diagonally.

Correct:

Dimension	Type		
	A	B	C

Incorrect:

Type	A	B	C
Dimension			

POLICY

30 Patent rights

For patented items, the rules given in ISO/IEC Directives, Part 1, and CEN/CENELEC Guide 8, "CEN-CENELEC Guidelines for Implementation of the Common IPR Policy" shall be followed.

Where patent rights have been identified during the preparation of the document, they shall be included in the Introduction.

CEN and CENELEC maintain online lists of patents relevant to their standards. Users are encouraged to consult the lists for the most up to date information concerning patents (<ftp://ftp.cencenelec.eu/EN/IPR/Patents/IPRdeclaration.pdf>).

31 Use of trade names and trademarks

A correct designation or description of a product shall be given rather than a trade name or trademark.

Proprietary trade names or trademarks for a particular product should as far as possible be avoided, even if they are in common use.

If, exceptionally, trade names or trademarks cannot be avoided, their nature shall be indicated, for example by the symbol ® for a registered trademark (see Example 1) and by the symbol ™ for a trademark.

EXAMPLE 1

Instead of "Teflon®", write "polytetrafluoroethylene (PTFE)".

If it is known that only one product is currently available that is suitable for the successful application of the document, the trade name or trademark of the product may be given in the text of the document but shall be associated with a footnote as shown in Example 2.

EXAMPLE 2

... [trade name or trademark of product] ... is the [trade name or trademark] of a product supplied by ... [supplier] This information is given for the convenience of users of this document and does not constitute an endorsement by ... [ISO or IEC] ... of the product named. Equivalent products may be used if they can be shown to lead to the same results.

If it is considered essential to give an example (or examples) of commercially available products suitable for successful application of the document because the product characteristics are difficult to describe in detail, trade names or trademarks may be given in a footnote as shown in Example 3.

EXAMPLE 3

... [trade name(s) or trademark(s) of product(s)] ... is (are) an example(s) of a suitable product(s) available commercially. This information is given for the convenience of users of this document and does not constitute an endorsement by ... [ISO or IEC] ... of this (these) product(s).

32 Copyright

Copyright in standards is governed by ISO/IEC Directives, Part 1. More information about the copyright policies in ISO and IEC can be found here:

- http://www.iso.org/iso/home/standards_development/resources-for-technical-work/data-protection-declaration.htm
- <http://www.iec.ch/about/copyright/>

33 Aspects of conformity assessment

33.1 Documents containing requirements for products, processes, services, persons, systems and bodies

All documents containing requirements for products, processes, services, persons, systems and bodies shall be written in accordance with the "neutrality principle", such that conformity can be assessed by a manufacturer or supplier (first party), a user or purchaser (second party), or an independent body (third party).

NOTE 1 First-party, second-party and third-party conformity assessment activities are defined in ISO/IEC 17000.

NOTE 2 The term "documents" is defined in 3.1.1.

Such documents shall not include requirements related to conformity assessment other than requirements which are necessary to provide repeatable and reproducible conformity assessment results.

Committees wishing to specify additional conformity assessment requirements for the product, process, service, persons, systems or bodies may only do so in a separate document or in a separate part of the document provided that the separate parts can be applied independently. Prior to commencing work on a separate document or separate part, a committee shall seek the approval of the ISO Committee on conformity assessment (ISO/CASCO) or IEC Standardization Management Board (IEC/SMB) or both as applicable.

For documents not adopting ISO or IEC deliverables CEN/CENELEC/TC 1 shall be consulted instead.

For particular requirements in IEC, see the ISO/IEC Directives, Supplement – Procedures specific to IEC.

No document containing requirements for products, processes, services, persons, systems and bodies shall make conformity dependent on a quality management systems standard (i.e. it shall not, for example, make normative reference to ISO 9001).

33.2 Conformity assessment schemes and systems

Committees shall not develop documents providing general requirements for conformity assessment schemes and systems. Development of such documents is the responsibility of the ISO policy committee ISO/CASCO in liaison with the IEC Conformity Assessment Board (IEC/CAB).

For European purposes such documents are developed by CEN/CENELEC/TC 1 based on relevant ISO or IEC documents as far as possible.

Committees wishing

- a) to propose the establishment of a conformity assessment scheme or system, or
- b) to prepare documents specifying conformity assessment systems or schemes or sector-specific operating procedures for use by conformity assessment bodies and others for conformity assessment purposes,

shall consult with the secretariat of ISO/CASCO or IEC/CAB or both as appropriate, prior to commencement of the work to ensure that any documents developed are in line with the conformity assessment policies and rules approved by ISO/CASCO and IEC/CAB as relevant.

33.3 References to ISO/IEC conformity assessment documents

When a committee develops a document relating to conformity assessment systems or schemes, or any other document addressing conformity assessment aspects, the document shall make normative reference to the relevant published ISO/IEC documents for conformity assessment procedures, including ISO/IEC 17000 and ISO/IEC 17025. The committee may include verbatim text from the ISO/IEC documents for conformity assessment procedures but the committee shall not delete, change or interpret them. Committees shall consult with the ISO/CASCO or the IEC/CAB secretary or both, as appropriate, for advice on correctly referencing the ISO/IEC conformity assessment documents. Any request for addition, deletion, change or interpretation shall be submitted to the secretariats of ISO/CASCO and IEC/CAB for decision.

In documents not adopting ISO or IEC deliverables reference shall be made to documents of CEN/CENELEC/TC 1 as far as possible. When including verbatim text from these documents this shall not be altered or interpreted. For advice on correctly referencing documents of CEN/CENELEC/TC 1 and for requests for modifying or interpreting them, CEN/CENELEC/TC 1 shall be consulted.

33.4 For CEN purposes

For some CEN product standards, exceptions can apply. Consult the Guidance document “Product Standards and Conformity Assessment” available on the CEN BOSS for more information:

<http://boss.cen.eu/reference%20material/Guidancedoc/Pages/ConfAssess.aspx>

34 Aspects of quality management systems, reliability and sampling

General aspects are dealt with by ISO/TC 69 Applications of statistical methods, ISO/TC 176 Quality management and quality assurance and IEC TC 56 Dependability. Documents developed by those technical committees shall be consulted for guidance.

For CEN purposes, guidance is given in the Guidance document “Product Standards and Conformity Assessment” available on the CEN BOSS for more information.

35 Management standards (MS) and management systems standards (MSS)

Rules for the drafting of management standards and management systems standards (including sector-specific standards) are given in Annex SL and Annex SP of the ISO Supplement to the ISO/IEC Directives, Part 1.

When an ISO or IEC committee wishes to develop quality management system requirements or guidance for a particular product or industry/economic sector it shall respect the following rules.

- a) Normative reference shall be made to ISO 9001 in its entirety. Alternatively, the clauses or subclauses may be reproduced verbatim.
- b) If text from ISO 9001 is reproduced in the sector document, it shall be distinguished from the other elements of the sector document [see d)].

CEN/CENELEC Internal Regulations Part 3:2019 (E)

- c) Terms and definitions specified in ISO 9000 shall be referred to in a normative manner or reproduced verbatim.
- d) The guidance and criteria provided in *Quality management systems – Guidance and criteria for the development of documents to meet needs of specific product and industry/economic sectors*, approved by ISO/TC 176, shall be considered not only when determining the need for a sector-specific requirements or guidance document but also in the document development process.

Any requests for guidance on this sector policy or for interpretation of ISO 9000 terms and definitions, ISO 9001 or ISO 9004 shall be submitted to the secretariat of ISO/TC 176.

CEN/CENELEC TCs shall not reproduce ISO 9001 text without prior permission from ISO. CCMC shall be contacted for guidance.

ANNEXES

Annex A (informative)

Checklist for writers and editors of documents

The checklist given in Table A.1 is a tool to help writers and editors of documents.

Table A.1 – Checklist for writers and editors of documents

Task	Assessment	Done <input checked="" type="checkbox"/>	Comments
Structure (Clause 6, Clause 22)	Check table of contents: Is the top-level structure logical? Is the subdivision consistent?		
	Hanging paragraphs: Check for and remove any hanging paragraphs.		
Use of plain language (Clause 4, Clause 5)	Is the text clear and concise?		
	Are the sentences short? (check punctuation)		
Title (Clause 11)	Is the title organized going from the more general to the more particular?		
	Does the title unintentionally limit the scope of the document?		
	Is it as clear and concise as possible?		
	Make sure that the title does not contain more than three elements.		
	If there are several parts, are the titles aligned?		
Foreword (Clause 12)	Is the document a revision? If so, insert a revision statement including any amendments and technical corrigenda and a list of changes with respect to previous edition.		
	Are there any other organizations involved in the drafting that should be mentioned?		
Introduction (Clause 13)	Is it purely informative?		
	Does it describe the content or give information on why the document is needed?		
Scope (Clause 14)	Does it describe what the document does?		
	Does it state where it is applicable?		
	Does it only contain statements of fact?		
Normative references (Clause 15)	Are all of the references listed in the Normative references clause cited in the text in such a way that some or all of their content constitutes requirements of the document?		
	Are the references dated or undated?		
	Are the references used ISO and IEC standards? If not, do suitable ISO and IEC standards exist which could be used instead?		
	Are the normative references publicly available?		
Terms and definitions (Clause 16)	Are the terms listed used in the document?		
	Do suitable terms exist in the terminology databases? – http://www.electropedia.org/ – https://www.iso.org/obp		
	Are the definitions correctly drafted?		

CEN/CENELEC Internal Regulations Part 3:2019 (E)

Task	Assessment	Done <input checked="" type="checkbox"/>	Comments
Figures (Clause 28)	Does each figure have a concise title?		
	Is each figure numbered correctly?		
	Is there a key if necessary?		
	Are all figures cross-referenced in the text?		
Graphical symbols (28.6.2)	Are symbols used taken from the ISO and IEC databases? If not, contact IEC TC 3, IEC SC 3C and ISO/TC 145 in order to register a standardized symbol.		
Tables (Clause 29)	Does each table have a concise title?		
	Is each table numbered correctly?		
	Are all tables cross-referenced in the text?		
Annexes (Clause 20)	Is there a reference to each annex in the main part of the text?		
	Is their status (normative or informative) correct? Is this made clear in the main part of the text?		
Bibliography (Clause 21)	Is it formatted consistently?		
	Are all the entries correct and complete?		
	Are any of them normative references that should be listed in Clause 2?		
	Are any of the listed documents duplicated in Clause 2?		
Drafting of provisions (Clause 7)	Make sure that "shall", "should" or "may" are not used in the foreword, Scope or notes.		
	Make sure that "shall", is not used in the Introduction.		
	Are "may" and "can" used correctly?		
	Is "must" used anywhere in the document? Is "must" used correctly to mean external constraints?		
	Make sure that no requirements specifying compliance with national/legal regulations are included.		
Potential legal problems (Clause 30, Clause 31, Clause 32)	Copyrights		
	Trademarks		
	Patents		
Conformity assessment (Clause 33)	Are there potential conformity assessment issues?		
Cross-references (Clause 10)	Are all cross-references correct?		
Common problems (Annex B)	Are symbols for variable quantities correctly formatted in the text and mathematical formulae?		
	Is a comma on the line used as the decimal sign?		
Other issues			

Annex B (normative)

Quantities and units

Table B.1 lists provisions that are specified elsewhere in the ISO/IEC Directives, Part 2, or in the particular International Standards dealing with quantities and units.

Table B.1 – Quantities and units

Aspect to be considered	Explanations and examples
Decimal sign	The decimal sign shall be a comma.
Permitted units	<p>International Standards shall only use:</p> <ul style="list-style-type: none"> — SI units, as given in the various parts of ISO 80000 and IEC 80000; — a few additional units used with the SI, namely minute (min), hour (h), day (d), degree (°), minute (′), second (″), litre (l), tonne (t), electronvolt (eV) and unified atomic mass unit (u), as shown in ISO 80000-1; — the units neper (Np) and bel (B), which are given in ISO 80000-1 and ISO 80000-3, and octave, which is given in ISO 80000-8; — the units baud (Bd), bit (bit), octet (o), byte (B), erlang (E), hartley (Hart), natural unit of information (nat) and shannon (Sh), which are given in IEC 80000-13, and var (var) which is given in IEC 80000-6, for use in electrical technology and information technology. <p>NOTE In most cases, for consistency, in International Standards only the symbol "l" is used for litre, although the symbol "L" is also given in ISO 80000-3.</p>
Mixing symbols and names of units	<p>Do not mix symbols and names of units.</p> <p>EXAMPLE 1</p> <p>Correct: "kilometres per hour" and "km/h" Incorrect: "km per hour" and "kilometres/hour".</p>
Writing numerical values with unit symbols	<p>Use numerical values written in figures with unit symbols.</p> <p>EXAMPLE 2</p> <p>Correct: "5 m" Incorrect: "five m" and "5 metres".</p>
Space between numerical values and unit symbols	<p>There shall be a space between the numerical value and the unit symbol except in the case of superscript-type unit symbols used for plane angles. However, the degree should preferably be subdivided decimally.</p> <p>EXAMPLE 3</p> <p>5 mm 15 Ω 37 km/h 14 A 115° 27 °C 25 K</p>
Use of +, - and ± signs as a monadic operator	<p>A plus or minus sign before a number (or quantity), used to indicate "same sign" or "change of sign", is a monadic operator and shall not be separated from the number by a space.</p> <p>EXAMPLE 4</p> <p>A Celsius temperature from -7 °C to +5 °C</p> <p>Tolerance ±5 cm on the length of the square.</p>
Use of +, -, ±, ×, ·, =, > and < signs as dyadic operators or to express relations	<p>There shall be spaces on both sides of signs for dyadic operators such as +, -, ±, × and · (half-high dot), and relations such as =, <, >.</p> <p>EXAMPLE 5</p> <p>5 + 2 5 - 3 $n \pm 1,6$ $D < 2 \text{ mm}$</p>

CEN/CENELEC Internal Regulations Part 3:2019 (E)

Aspect to be considered	Explanations and examples														
Abbreviated terms for units	<p>Do not use non-standardized abbreviated terms for units.</p> <p>EXAMPLE 6</p> <table border="0"> <tr> <td>Correct: "s"</td> <td>Incorrect: "sec"</td> </tr> <tr> <td>Correct: "min"</td> <td>Incorrect: "mins"</td> </tr> <tr> <td>Correct: "h"</td> <td>Incorrect: "hrs"</td> </tr> <tr> <td>Correct: "cm³"</td> <td>Incorrect: "cc"</td> </tr> <tr> <td>Correct: "l"</td> <td>Incorrect: "lit"</td> </tr> <tr> <td>Correct: "A"</td> <td>Incorrect: "amps"</td> </tr> <tr> <td>Correct: "r/min"</td> <td>Incorrect: "rpm"</td> </tr> </table>	Correct: "s"	Incorrect: "sec"	Correct: "min"	Incorrect: "mins"	Correct: "h"	Incorrect: "hrs"	Correct: "cm ³ "	Incorrect: "cc"	Correct: "l"	Incorrect: "lit"	Correct: "A"	Incorrect: "amps"	Correct: "r/min"	Incorrect: "rpm"
Correct: "s"	Incorrect: "sec"														
Correct: "min"	Incorrect: "mins"														
Correct: "h"	Incorrect: "hrs"														
Correct: "cm ³ "	Incorrect: "cc"														
Correct: "l"	Incorrect: "lit"														
Correct: "A"	Incorrect: "amps"														
Correct: "r/min"	Incorrect: "rpm"														
Modification of internationally standardized unit symbols	<p>Internationally standardized unit symbols shall not be modified by adding subscripts or other information.</p> <p>EXAMPLE 7</p> <table border="0"> <tr> <td>Correct: "$U_{\max} = 500 \text{ V}$"</td> <td>Incorrect: "$U = 500 \text{ V}_{\max}$"</td> </tr> <tr> <td>Correct: "a mass fraction of 5 %"</td> <td>Incorrect: "5 % (m/m)"</td> </tr> <tr> <td>Correct: "a volume fraction of 7 %"</td> <td>Incorrect: "7 % (V/V)"</td> </tr> </table> <p>Remember that % = 0,01 and ‰ = 0,001 are "pure" numbers.</p> <p>Do not mix information with unit symbols.</p> <p>EXAMPLE 8</p> <table border="0"> <tr> <td>Correct: "the water content is 20 ml/kg"</td> <td>Incorrect: "20 ml H₂O/kg" or "20 ml of water/kg".</td> </tr> </table>	Correct: " $U_{\max} = 500 \text{ V}$ "	Incorrect: " $U = 500 \text{ V}_{\max}$ "	Correct: "a mass fraction of 5 %"	Incorrect: "5 % (m/m)"	Correct: "a volume fraction of 7 %"	Incorrect: "7 % (V/V)"	Correct: "the water content is 20 ml/kg"	Incorrect: "20 ml H ₂ O/kg" or "20 ml of water/kg".						
Correct: " $U_{\max} = 500 \text{ V}$ "	Incorrect: " $U = 500 \text{ V}_{\max}$ "														
Correct: "a mass fraction of 5 %"	Incorrect: "5 % (m/m)"														
Correct: "a volume fraction of 7 %"	Incorrect: "7 % (V/V)"														
Correct: "the water content is 20 ml/kg"	Incorrect: "20 ml H ₂ O/kg" or "20 ml of water/kg".														
Use of language-specific abbreviated terms	<p>Wherever possible, language-specific abbreviated terms should not be used. When language-specific abbreviated terms which are in common use, such as ppm, are used, their meaning shall be explained.</p>														
Use of ambiguous terms	<p>Ambiguous terms such as "billion" shall not be used.</p>														
Writing unit, quantity or variable symbols	<p>Unit symbols shall always be in upright type.</p> <p>Quantity or variable symbols shall always be in italic type.</p> <p>Symbols representing numerical values shall be different from symbols representing the corresponding quantities.</p> <p>EXAMPLE 9</p> <p>V is the symbol for the unit Volt. <i>U</i> is the symbol for the quantity electric tension or voltage.</p>														
Writing subscripts	<p>A subscript that represents a quantity or a variable is printed in italic type.</p> <p>EXAMPLE 10</p> <p>q_v for volumetric flow rate</p> <p>Other subscripts, such as those representing words or fixed numbers, are printed in upright type.</p> <p>EXAMPLE 11</p> <p>D_{in} for internal diameter</p>														
Writing mathematical formulae	<p>Mathematical formulae involving quantities are preferred to formulae involving numerical values because mathematical formulae between quantities are independent of the choice of units whereas mathematical formulae between numerical values are not.</p>														
Use of "weight" and "mass"	<p>The quantity "weight" is a force (gravitational force) and is measured in newtons (N).</p> <p>The quantity "mass" is measured in kilograms (kg).</p>														
Use of the word "unit"	<p>Quotient quantities shall not contain the word "unit" in the denominator.</p> <p>EXAMPLE 12</p> <p>Correct: "mass per length" or "lineic mass" Incorrect: "mass per unit length".</p>														

CEN/CENELEC Internal Regulations Part 3:2019 (E)

Aspect to be considered	Explanations and examples
Quantities describing objects	Distinguish between an object and any quantity describing the object. EXAMPLE 13 "surface" and "area" "body" and "mass" "resistor" and "resistance" "coil" and "inductance"
Use of units when expressing ranges, tolerances or mathematical relationships	When expressing ranges, tolerances or mathematical relationships ensure that the use of the unit is unambiguous. EXAMPLE 14 Correct: "10 mm to 12 mm" Incorrect: "10 to 12 mm" and "10 – 12 mm" Correct: "0 °C to 10 °C" Incorrect: "0 to 10 °C" and "0 – 10 °C" Correct: "23 °C ± 2 °C" and "(23 ± 2) °C" Incorrect: "23 ± 2 °C" Correct: "(60 ± 3) %" and "60 % ± 3 %" Incorrect: "60 ± 3 %"
Addition and subtraction of quantity values	Two or more quantity values cannot be added or subtracted, unless they all belong to a quantity of the same kind (e.g. diameter, circumference and wavelength are quantities of the same kind, called "length"). Note that quantity values having the same unit might nevertheless belong to a quantity of a different kind (e.g. both "action" and "angular momentum" have the SI unit J s, but are not of the same kind and thus cannot be added or subtracted).
Using the symbol % (per cent), tolerances	The symbol % (per cent), with the meaning "part per hundred", is an abbreviation for the number 0,01 and can only be used when stating quantity values which are pure numbers. EXAMPLE 15 Correct: "(230 ± 11,5) V" Incorrect: (230 ± 5 %) V Tolerances shall not be expressed by using the symbol %, unless for quantity values which are pure numbers. However, a verbal expression like "230 V, with a tolerance of + 5 %" can be used.
Symbol for expressing logarithm	Do not write "log" in mathematical formulae if the base needs to be specified. Write "lg", "ln", "lb" or "log _a ".
Mathematical signs and symbols	Use the mathematical signs and symbols recommended in ISO 80000-2, for example "tan" and not "tg".
Line breaks in mathematical formulae	Line breaks in mathematical formulae and expressions shall be in accordance with ISO 80000-2. Any line break shall be after, and not before, the signs =, +, –, ± and ∓, or, if necessary, the signs ×, · or /. EXAMPLE 16 Correct: $-\frac{\partial W}{\partial x} + \frac{d}{dt} \frac{\partial W}{\partial \dot{x}} =$ $Q \left[\left(-\mathbf{grad} V - \frac{\partial A}{\partial t} \right)_x + (v \times \mathbf{rot} A)_x \right]$ Correct: 23 °C ± 2 °C Correct: 24 mm × 36 mm Incorrect: $-\frac{\partial W}{\partial x} + \frac{d}{dt} \frac{\partial W}{\partial \dot{x}}$ $= Q \left[\left(-\mathbf{grad} V - \frac{\partial A}{\partial t} \right)_x + (v \times \mathbf{rot} A)_x \right]$ Incorrect: 23 °C ± 2 °C Incorrect: 24 mm × 36 mm

Annex C (normative)

Designation of internationally standardized items

C.1 General

For the purpose of Annex C, an "internationally standardized item" means either a tangible item (such as a material or a manufactured product), or an intangible item (such as a process or system, a test method, a collection of symbols, or requirements for marking and delivery).

There are many circumstances when it is convenient to have a brief designation to identify the item instead of a lengthy description. These include references given to items in documents, in catalogues, in written communications, in technical and scientific literature, in the ordering of goods, materials and equipment and in the presentation of goods on display and for sale.

The designation system given in Annex C shall be used to give items a unique designation. This designation provides a rapid and unambiguous description of the item. The system is intended solely for application in International Standards, and in regional and national standards identical in content with them. It supports international comprehension about items which meet the requirements of the relevant International Standard.

NOTE The designation is no substitute for the full content of the document. In order to know what a document is about, it needs to be read.

A designation system does not need to appear in every document that contains elements of choice. It is particularly useful for product and material documents. The committee may choose whether to include a designation system.

C.2 Applicability

C.2.1 Each standardized item has a number of characteristics. The values associated with those characteristics may be either single or multiple. Where only a single value is specified for each characteristic in the document, it is sufficient to quote the number of the document and the identification is unambiguous. Where several values are given, the users have to make a choice. In this case it is not sufficient for users to quote only the number of the document; the value or values required from the range also have to be designated.

EXAMPLE

The volume of a molar solution of sulfuric acid used in a test method is a single value and does not require a choice.

A range of nominal lengths in millimetres of countersunk head screws in a specification has multiple values and requires a choice.

C.2.2 The designation system described may be applied in the following types of document.

- a) A document in which more than one choice is open in relation to a characteristic defined in the document.

EXAMPLE The choice from a range of alternative dimensions or other properties in a specification for a product; the choice of a particular test method in a generic document covering a variety of methods for determining the value of a given characteristic of a product; the choice of specific values of certain testing parameters of which a number of alternatives are offered in the document. [For product or material standards, C.2.2 c) also applies.]

- b) A document which defines terms and symbols from which a selection has to be made to communicate information.

- c) For a product or material, a document which contains alternatives in one or more of its requirements, and which provides a specification complete enough to ensure that the product or material conforming to it is of sufficient quality for its intended use.

NOTE There would be considerable risk of misunderstanding by the purchaser if a designation system were applied to a specification that incompletely defined the suitability of a product for its purpose. The designation system is intended to make known only the "selection" aspects in a document, so users would assume that the other characteristics required to ensure suitability of purpose were covered by the document.

C.2.3 The designation system is suitable for use in any type of communication, including automatic data processing.

C.3 Designation system

C.3.1 Each designation comprises a "Description block" and an "Identity block". The system is illustrated in Figure C.1.

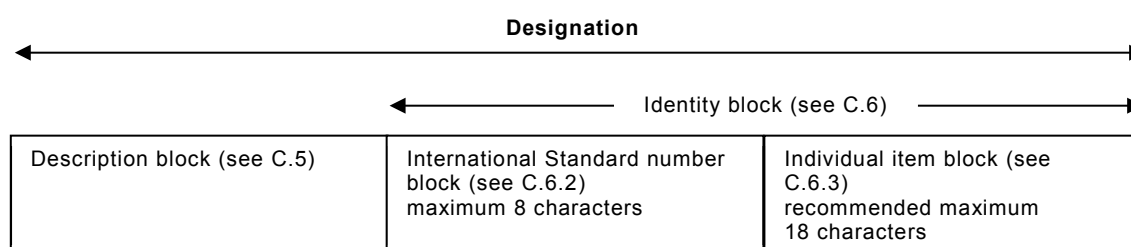


Figure C.1 – Structure of designation system

See C.7 for examples.

C.3.2 In this designation system, the standard number identifies all the required characteristics and their values and is contained in the International Standard number block. The chosen values of those characteristics to which several values have been assigned are contained in the Individual item block. For a document in which each characteristic is assigned only a single value, no individual item block need appear in the designation.

C.4 Use of characters

C.4.1 The designation consists of characters which shall be letters, digits or signs.

C.4.2 Where letters are used, they shall be of the Latin alphabet. No distinction in meaning shall be made between upper case letters and lower case letters. For the description block, lower case letters, which are commonly used in writing or print, may be transformed into upper case letters in automatic data processing. For the identity block there is a preference for upper case letters.

C.4.3 Where digits are used, they shall be Arabic.

C.4.4 The only signs permitted shall be the hyphen (-), the plus sign (+), the solidus (/), the comma (,) and the multiplication sign (×). In automatic data processing, the multiplication sign is the letter "X".

C.4.5 In the designation, spaces may be inserted for better readability. However, spaces are not counted as characters and they may be omitted when the designation is used in automatic data processing.

C.5 Description block

The committee shall allot a description block to the standardized item. This description block shall be as short as possible and is preferably taken from the subject classification of the document (e.g. keywords, International Classification for Standards). The description should be that which best characterizes the standardized item. When referring to the document, the use of the description block is optional. When used, it shall be placed in front of the International Standard number block.

C.6 Identity block

C.6.1 General

The identity block shall be composed in such a way that it designates the standardized item unambiguously. It consists of two consecutive blocks of characters:

- the International Standard number block, comprising a maximum of 8 characters (the letters "ISO" or "IEC" plus a maximum of 5 digits);
- the individual item block (digits, letters, signs), comprising a recommended maximum of 18 characters.

In order to mark the division between the International Standard number block and the individual item block, a hyphen (-) shall be the first character of the individual item block.

C.6.2 International Standard number block

C.6.2.1 The International Standard number block shall be as short as possible (e.g. ISO 1 in the case of the first ISO standard). Spaces or zeros may be added when recording on machine-readable medium (e.g. "ISO 1" or "ISO 00001").

C.6.2.2 If a document is being revised and the former edition contained a method for the designation of the standardized item, care shall be taken that the designation to be specified in the new edition cannot lead to confusion with any designation applied according to the former edition of the document. In general this requirement can easily be met and therefore it is not necessary to include the year of publication in the International Standard number block.

C.6.2.3 The same applies in cases when amendments or other modifications are issued: they shall modify the designation of the standardized item accordingly.

C.6.2.4 If the document consists of several parts issued and referred to individually, the number of the relevant part (or its code, if so required by the document) shall be indicated in the individual item block, immediately after the hyphen.

C.6.3 Individual item block

C.6.3.1 The individual item block shall also be as short as possible and constructed to serve the purpose of the designation in the best way possible.

C.6.3.2 To give an unambiguous code to each item, the individual item block may be further subdivided into several data blocks, each containing specific information represented by a code (see C.6.3.3). These blocks shall be separated from each other by a separator, for example a hyphen. The meaning of the codes in each data block shall be bound by their position. One or more data blocks can be omitted but the empty space shall be indicated by using an extra separator for each omitted data block.

EXAMPLE

Designation										
Description block	Identity block									
	ISO Standard	Individual-item block								
Data block 1		Data block 2			Data block 3		Data block 4	Data block 5		
Polymer		Performance and origin			Application and processing		Properties	Additional information		
Type		Additive	Filler	Flame retardant	Recy- clate	Process- ing			Character- istics	
Thermo- plastics (optional)	16396	PA 6	P	(GF+MD) 25	FR(30)	(R50)	M	A	S14-060	
>Part marking<										
No	No	Yes		Yes			No		No	No

Designation: ISO 16396-PA 6-P,(GF+MD)25 FR(30) (R50),MA,S14-060,,

Part marking: >PA 6-P-(GF+MD)25FR(30)(R50)<

C.6.3.3 The most important parameters shall appear first. Entries in plain language (e.g. "wool") shall not be used as part of the individual item block, as otherwise there would be a need for translation; they shall be replaced by coded entries. The key to such coded entries shall be provided in the document concerned.

C.6.3.4 In the individual item block, letters I and O shall be avoided because they could lead to confusion with the numerical digits "one" and "zero".

C.6.3.5 If the simplest way of enumerating the data required in the specification would require the use of a large number of characters, a double coding can be used in which all possibilities of an aspect are enumerated and coded with one or more characters.

EXAMPLE

"1 500 × 1 000 × 15" contains 12 characters and covers only the aspect of size without even specifying the tolerances.

Using double coding, it becomes: 1 500 × 1 000 × 15 = A, 1 500 × 2 000 × 20 = B.

C.6.3.6 If more than one document refers to a product, one of them shall contain the rules for the designation of the product (composed of the designation of the individual standardized items).

C.7 Examples

EXAMPLE 1

PRODUCT:

A short enclosed-scale thermometer for precision use according to ISO 656, graduation interval 0,2 °C, main scale 58 °C to 82 °C.

DESIGNATION:

Thermometer ISO 656-EC-0,2-58-82

In this designation, the elements have the following meaning:

EC short enclosed-scale thermometer;

0,2 graduation interval = 0,2 °C;

58-82 the range of the main scale is from 58 °C to 82 °C.

NOTE In this designation, the letters "EC" could be omitted because ISO 656 refers only to short enclosed-scale thermometers.

EXAMPLE 2

PRODUCT:

A throwaway carbide indexable insert, according to ISO 883, triangular, with side clearance, tolerance class G (precision ground), nominal size 16,5 mm, thickness 3,18 mm, corner radius 0,8 mm, for rounded cutting edges, to be used for both left-hand and right-hand cutting (designation according to ISO 1832), for group of application P20 according to ISO 513.

DESIGNATION:

Throwaway insert ISO 883-TPGN160308-EN-P20

In this designation, the elements have the following meaning:

T symbol for the shape (triangular);

P symbol for the side clearance (the relief angle is identified as being 11°);

G tolerance class G (tolerance $\pm 0,025$ mm on the height of triangle and $\pm 0,13$ mm on the thickness of the insert);

N symbol for the special features (N = no special features);

16 symbol for the size (nominal size of triangle = 16,5 mm);

03 symbol for the thickness (3,18 mm);

08 symbol for the corner configuration (corner radius = 0,8 mm);

E symbol for the cutting edge condition (rounded cutting edges);

N symbol for the cutting direction (both left-hand and right-hand cutting);

P20 symbol for the application of carbide (applicable for steel, steel castings, malleable cast iron with long chips).

EXAMPLE 3

PRODUCT:

A slotted pan head screw with thread M5, nominal length 20 mm, product grade A, property class 4,8, according to ISO 1580.

DESIGNATION:

Slotted pan screw ISO 1580-M5 × 20-4,8

This designation refers to ISO 1580, which is the International Standard that contains the dimensions of the slotted pan head screws. It refers to the following standards for the other characteristics of these screws.

- a) The International Standard for the tolerances on metric screw thread (ISO 965-2), which refers to the International Standards for the basic data (ISO 965-1), the basic profile (ISO 68), the general plan (ISO 261) and the gauging (ISO 1502). The element "M5" of the designation determines which data of these standards are relevant for the designated screw, on the assumption that the relevant screw thread tolerance class is fixed in the standard mentioned under b).
- b) The International Standard for the tolerances (ISO 4759-1) on the dimensions and other features of the screws, which makes use of the symbols for limits and fits (ISO 286-1), for tolerances of form and position (ISO 1101), for tolerances of screw thread (ISO 965-3), and for surface roughness (ISO 468 and others). The relevant product grade (A) is fixed in ISO 1580 for the screw in question. It is unnecessary to include the product grade A in the designation because in ISO 1580 only one product grade is indicated.
- c) The International Standard for the mechanical properties of fasteners (ISO 898-1), which refers to International Standards for the tensile test of steel (ISO 6892), for hardness tests (ISO 6506 and ISO 6508) and for the impact test (ISO 83). The element "4,8" of the designation is sufficient to determine which data of the document are relevant.

With the relatively short designation the screw in question is defined completely, although several International Standards are involved.

EXAMPLE 4

PRODUCT:

The determination of ethyl ether soluble matter in plasticized cellulose acetate, procedure A.

DETERMINATION:

Test method, cellulose acetate ISO 1875-A

C.8 National implementation

C.8.1 National implementation of the international designation system is applicable only when an International Standard is adopted as a national standard without change.

C.8.2 In national implementation of International Standards, the international designation shall be used without change. However, the national standard identification may be inserted between the description block and the International Standard number block.

EXAMPLE

If the international designation of a screw is

Slotted pan screw ISO 1580-M5 × 20-4,8

its national designation may be

Slotted pan screw VN 4183-ISO 1580-M5 × 20-4,8

if VN 4183 is the identification of the national standard corresponding to ISO 1580 which has been adopted without change.

Another possibility for a national designation would be

Flachkopfschraube mit Schlitz OENORM ISO 1580-M5 × 20-4,8

if "OENORM ISO 1580" is the identification of the national standard corresponding to ISO 1580 which has been adopted without change.

C.8.3 A national standard may only use the International Standard identification in its own identifier if it is identical with that International Standard (see ISO/IEC Guide 21-1). If an individual item is standardized nationally and that item is identical to an item specified in a corresponding, but not identical, International Standard, it is permitted to use the international designation of the standardized item for that particular item.

If an individual item is standardized nationally and that item corresponds but is not identical to the item in a corresponding International Standard, the national designation of the standardized item shall not include reference to the International Standard.

C.9 National implementation of European designations

In national standards implementing a European Standard, the EN designation shall be used without any change. However, the national standard identification may be inserted between the Description Block and the European Standard Number Block.

EXAMPLE If the European designation is:

Wallcovering EN 233 — 53 × 1005D5K2

Its national designation may be:

Wallcovering BS EN 233 — 53 × 1005D5K2

Annex D (informative)

Reference documents and sources for drafting

D.1 General reference documents and sources for drafting

Language reference works	<i>The Shorter Oxford English Dictionary</i> <i>The Concise Oxford Dictionary</i> <i>The Collins Concise English Dictionary</i> https://www.collinsdictionary.com/dictionary/english <i>Webster's New World College Dictionary</i> (http://websters.yourdictionary.com/) <i>Chambers Concise Dictionary</i> <i>Dictionnaire Le Robert</i> <i>Dictionnaire Larousse</i> (http://www.larousse.fr/dictionnaires/francais) <i>Dictionnaire des difficultés de la langue française</i> , V. Thomas, Larousse <i>Der Duden, das Standardwerk zur Deutschen Sprache</i> (Bibliographisches Institut)
Standardized terminology	IEC 60050 (all parts), <i>International Electrotechnical Vocabulary</i> , available at http://www.electropedia.org ISO/IEC 2382 (all parts), <i>Information technology – Vocabulary</i> ISO/IEC 17000, <i>Conformity assessment – Vocabulary and general principles</i> ISO/IEC Guide 2, <i>Standardization and related activities – General vocabulary</i> ISO/IEC Guide 99, <i>International vocabulary of metrology – Basic and general concepts and associated terms (VIM)</i> ISO Online browsing platform, available at https://www.iso.org/obp
Principles and methods of terminology	ISO 704, <i>Terminology work – Principles and methods</i> ISO 10241-1, <i>Terminological entries in standards – Part 1: General requirements and examples of presentation</i>
Quantities, units and their symbols	ISO 80000 (all parts), <i>Quantities and units</i> IEC 60027 (all parts), <i>Letter symbols to be used in electrical technology</i> IEC 80000 (all parts), <i>Quantities and units</i>
Abbreviated terms	ISO 639 (all parts), <i>Codes for the representation of names of languages</i> ISO 1951, <i>Presentation/representation of entries in dictionaries – Requirements, recommendations and information</i> ISO 3166 (all parts), <i>Codes for the representation of names of countries and their subdivisions</i>
Bibliographic references	ISO 690, <i>Information and documentation – Guidelines for bibliographic references and citations to information resources</i>
Technical drawings and diagrams	ISO 128 (all parts), <i>Technical drawings – General principles of presentation</i> ISO 129 (all parts), <i>Technical drawings – Dimensioning</i> ISO 3098 (all parts), <i>Technical product documentation – Lettering</i> ISO 6433, <i>Technical drawings – Item references</i> ISO 14405 (all parts), <i>Geometrical product specifications (GPS) – Dimensional tolerancing</i> IEC 61082-1, <i>Preparation of documents used in electrotechnology – Part 1: Rules</i> IEC 61175-1, <i>Industrial systems, installations and equipment and industrial products – Designation of signals – Part 1: Basic rules</i> IEC 81346 (all parts), <i>Industrial systems, installations and equipment and industrial products – Structuring principles and reference designations</i> ISO Resource area, available at http://www.iso.org/iso/graphics_formats_and_tools.pdf Document preparation in the IEC, IEC, available at http://www.iec.ch/standardsdev/resources/docpreparation/

Technical documentation	<p>IEC 61355-1, <i>Classification and designation of documents for plants, systems and equipment – Part 1: Rules and classification tables</i></p> <p>IEC 61360 (all parts), <i>Standard data element types with associated classification scheme for electric components</i></p> <p>Technical documentation standards developed by individual ISO technical committees are listed in the ISO Catalogue under group 01.140.30 <i>Documents in administration, commerce and industry</i>.</p>
Graphical symbols, public information symbols and safety signs	<p>ISO 3864 (all parts), <i>Graphical symbols – Safety colours and safety signs</i></p> <p>ISO 7000, Database: <i>Graphical symbols for use on equipment – Index and synopsis</i></p> <p>ISO 7001, <i>Graphical symbols – Public information symbols</i></p> <p>ISO 7010, <i>Graphical symbols – Safety colours and safety signs – Safety signs used in workplaces and public areas</i></p> <p>ISO 9186 (all parts), <i>Graphical symbols – Test methods</i></p> <p>ISO 14617 (all parts), <i>Graphical symbols for diagrams</i></p> <p>ISO 22727, <i>Graphical symbols – Creation and design of public information symbols – Requirements</i></p> <p>ISO 81714-1, <i>Design of graphical symbols for use in the technical documentation of products – Part 1: Basic rules</i></p> <p>IEC 60417, <i>Graphical symbols for use on equipment</i></p> <p>IEC 60617, <i>Graphical symbols for diagrams</i></p> <p>IEC 80416 (all parts), <i>Basic principles for graphical symbols for use on equipment</i></p> <p>IEC 81714-2, <i>Design of graphical symbols for use in the technical documentation of products – Part 2: Specification for graphical symbols in a computer sensible form, including graphical symbols for a reference library, and requirements for their interchange</i></p> <p>ISO/IEC Guide 74, <i>Graphical symbols – Technical guidelines for the consideration of consumers' needs</i></p>

D.2 Technical reference documents and sources for drafting

In order to achieve technical consistency within all the documents published by ISO and IEC, the text of every document should be drafted in accordance with the following documents. The following list of basic reference works is not exhaustive. For specific subjects not covered by the list below, writers should use documents published by ISO and IEC, as far as possible.

Limits, fits and surface properties. Tolerancing of dimensions and uncertainty of measurement	<p>Documents developed by ISO/TC 213, <i>Dimensional and geometrical product specifications and verification</i> (see ISO Catalogue).</p>
Preferred numbers	<p>ISO 3, <i>Preferred numbers – Series of preferred numbers</i></p> <p>ISO 17, <i>Guide to the use of preferred numbers and of series of preferred numbers</i></p> <p>ISO 497, <i>Guide to the choice of series of preferred numbers and of series containing more rounded values of preferred numbers</i></p> <p>IEC 60063, <i>Preferred number series for resistors and capacitors</i></p> <p>IEC Guide 103, <i>Guide on dimensional co-ordination</i></p>
Statistical methods	<p>ISO 3534 (all parts), <i>Statistics – Vocabulary and symbols</i></p> <p>ISO/IEC Guide 98-3, <i>Uncertainty of measurement – Part 3: Guide to the expression of uncertainty in measurement</i> (GUM:1995)</p> <p>Documents developed by IEC TC 56, <i>Dependability</i> (see IEC Catalogue), and by ISO/TC 69, <i>Applications of statistical methods</i> (see ISO Catalogue).</p>

CEN/CENELEC Internal Regulations Part 3:2019 (E)

Environmental conditions and associated tests	<p>ISO Guide 64, <i>Guide for addressing environmental issues in product standards</i></p> <p>IEC Guide 106, <i>Guide for specifying environmental conditions for equipment performance rating</i></p> <p>Documents developed by IEC TC 104, <i>Environmental conditions, classification and methods of test</i> (see IEC Catalogue).</p>
Health and safety	<p>ISO/IEC Guide 50, <i>Safety aspects – Guidelines for child safety</i></p> <p>ISO/IEC Guide 51, <i>Safety aspects – Guidelines for their inclusion in standards</i></p> <p>IEC Guide 104, <i>The preparation of safety publications and the use of basic safety publications and group safety publications</i></p>
Chemistry	ISO 78-2, <i>Chemistry – Layouts for standards – Part 2: Methods of chemical analysis</i>
EMC (electromagnetic compatibility)	<p>IEC Guide 107, <i>Electromagnetic compatibility – Guide to the drafting of electromagnetic compatibility publications</i></p> <p>CENELEC Guide 24, <i>Electromagnetic Compatibility (EMC) — Standardization for Product Committees concerned with apparatus</i></p> <p>CENELEC Guide 25, <i>Guide on the Use of Standards for the Implementation of the EMC Directive to apparatus</i></p>
Conformity and quality	<p>ISO 9000, <i>Quality management systems – Fundamentals and vocabulary</i></p> <p>ISO 9001, <i>Quality management systems – Requirements</i></p> <p>ISO 9004, <i>Managing for the sustained success of an organization – A quality management approach</i></p> <p>ISO/IEC 17050-1, <i>Conformity assessment – Supplier's declaration of conformity – Part 1: General requirements</i></p> <p>ISO/IEC 17050-2, <i>Conformity assessment – Supplier's declaration of conformity – Part 2: Supporting documentation</i></p> <p>ISO/IEC Guide 23, <i>Methods of indicating conformity with standards for third-party certification systems</i></p>
Environmental management	<p>ISO 14040, <i>Environmental management – Life cycle assessment – Principles and framework</i></p> <p>ISO 14044, <i>Environmental management – Life cycle assessment – Requirements and guidelines</i></p>
Packaging, protection and storage	<p>Technical documentation standards developed by individual ISO technical committees are listed in the ISO Catalogue under ICS group 55 <i>Packaging and distribution of goods</i>.</p> <p>Technical documentation standards developed by individual IEC technical committees are listed in the IEC Catalogue under ICS group 55 <i>Packaging and distribution of goods</i>.</p>
Consumer issues	<p>ISO/IEC Guide 14, <i>Purchase information on goods and services intended for consumers</i></p> <p>ISO/IEC Guide 37, <i>Instructions for use of products of consumer interest</i></p> <p>ISO/IEC Guide 41, <i>Packaging – Recommendations for addressing consumer needs</i></p> <p>ISO/IEC Guide 46, <i>Comparative testing of consumer products and related services – General principles</i></p> <p>ISO/IEC Guide 74, <i>Graphical symbols – Technical guidelines for the consideration of consumers' needs</i></p> <p>ISO/IEC Guide 76, <i>Development of service standards – Recommendations for addressing consumer issues</i></p>
International standardization	<p>ISO/IEC Guide 21-1, <i>Regional or national adoption of International Standards and other International Deliverables – Part 1: Adoption of International Standards</i></p> <p>ISO/IEC Guide 21-2, <i>Regional or national adoption of International Standards and other International Deliverables – Part 2: Adoption of International Deliverables other than International Standards</i></p>
Accessibility	<p>CEN-CENELEC Guide 6, <i>Guide for addressing accessibility in standards</i></p> <p>CEN-CENELEC Guide 17, <i>Guidance for writing standards taking into account micro, small and medium-sized enterprises (SMEs) needs</i></p> <p>ISO 17069, <i>Accessible design – Consideration and assistive products for accessible meeting</i></p>
Sustainability	<p>ISO Guide 82, <i>Guidelines for addressing sustainability in standards</i></p> <p>IEC Guide 109, <i>Environmental aspects – Inclusion in electrotechnical product standards</i></p>

Annex ZA (normative)

Adoption (endorsement) of International Standards and other reference documents as European Standards

ZA.1 General

If the European Standard adopts (endorses) a standard of ISO or IEC, the relationship with that standard shall be given on the EN title page in the way described in ZA.2 or ZA.3.

In cases where an international document is adopted as another type of European deliverable, the same rules should be used as far as possible.

The CEN-CENELEC Management Centre is responsible for the allocation of the number of CEN and CENELEC Publications and the preparation of title pages for drafts and Publications, according to ISO/IEC Guide 21.

ZA.2 European Standard identical with an International Standard

If the European Standard is identical with the International Standard:

- the title of the European Standard shall be the same as that of the International Standard, and
- the number with year of publication of the International Standard shall be given within parentheses immediately after and as part of the title.

In this case the text of the European Standard, shall include the following (text to be started on the reverse side of the title page):

- a European foreword, indicating when and by which CEN/CENELEC body the endorsement of this standard was recommended;
- the following endorsement notice: "The text of the International Standard (quote the number with year of publication of the standard) was approved by ... [CEN or CENELEC] as a European Standard without any modification.";
- the text of European annexes, if any (see ZA.6).

In this case the definitive text of the European Standard consists of the European title page, the European foreword, the endorsement notice, the European annexes (if any) and the text of the International Standard without its title page.

NOTE The text of the International Standard is not distributed by CEN and CENELEC except in the German version.

ZA.3 European Standard with common modifications

If the European Standard contains some textual (technical and/or editorial) changes from the International Standard:

- the title of the European Standard should be the same as that of the International Standard wherever possible;
- the number with year of publication of the International Standard together with the word "modified" shall be given within parentheses immediately after and as part of the title.

In this case the text of the European Standard shall include the following (text to be started on the reverse side of the title page):

- a European foreword, indicating when and by which CEN/CENELEC body the modifications were prepared;
- the following endorsement notice: "The text of the International Standard (quote the number with year of publication of the standard) was approved by ... [CEN or CENELEC] as a European Standard with agreed common modifications;
- the text of the common modifications;
- the text of the European annexes, if any (see ZA.6).

Justifications for common modifications shall not be given in the text of the European Standard; they may be given in the text of the draft European Standard.

Numbered divisions and subdivisions added at European level shall be prefixed by Z (e.g. 5.Z1, Figure ZA.1, etc.).

In this case, the definitive text of the European Standard consists of the European title page, the European foreword, the endorsement notice with the text of the common modifications, the European annexes (if any) and the text of the International Standard without its title page.

NOTE 1 The text of the International Standard is not distributed by CEN and CENELEC except in the German version, but extracts should be provided with the common modifications as far as is necessary to make them clear.

NOTE 2 See also Annex ZC for national implementation of endorsed texts.

ZA.4 European Standard with numerous deviations

If the European Standard differs to a considerable extent to the International Standard, the most suitable EN title shall be given and the full text prepared by a TC of CEN/CENELEC.

ZA.5 Other reference documents

If a reference document (RD) other than an ISO or IEC Standard is to be adopted (endorsed) as a European Standard, it shall be treated in accordance with ZA.1 to ZA.4 as appropriate.

ZA.6 European annexes

If European annexes are included, care shall be taken to ensure that, by their designation, they are clearly distinguished from the annexes in the reference document. Therefore, the European annexes, both normative and informative, shall be designated in sequence ZA, ZB, etc. and placed before the reference document.

See also Annex ZB.

ZA.7 Particular conditions existing in certain countries

(See also "ISO/IEC Directives, IEC Supplement - Procedures specific to IEC:2018", Annex SC)

ZA.7.1 In reference documents, indications of situations associated with identified countries deviating from provisions of the reference document may be given e.g. in the form of so-called "in some countries" clauses.

ZA.7.2 When a reference document is taken over as a European Standard, such indications of particular conditions existing in certain countries shall normally be kept unchanged in the reference document (in order to allow direct reproduction of the text of the reference document).

However, their existence shall be highlighted in the foreword of the European standard by a sentence stating that these indications in the text of the reference document shall be disregarded and that particular conditions relating to CEN/CENELEC countries have been replaced by pertinent information in the relevant European annex(es).

If such conditions relate to CEN/CENELEC countries, they are to be dealt with in the course of the harmonization procedure and to be proposed by the relevant CEN/CENELEC country as “A-deviations” or “special national conditions” for that country (see Annex ZB and IR Part 2:2018, Annex E).

Annex ZB (normative)

European annexes on special national conditions, A-deviations and normative references

ZB.1 Special national conditions

Information on existing special national conditions shall be given in a normative annex to the European Standard.

Use the following text:

"Annex ...
(normative)

Special national conditions

Special national condition: National characteristic or practice that cannot be changed even over a long period, e. g. climatic conditions, electrical earthing conditions.

NOTE If it affects harmonization, it forms part of the European Standard or Harmonization Document.

For the countries in which the relevant special national conditions apply these provisions are normative, for other countries they are informative.

<u>Clause</u>	<u>Special national condition"</u>
---------------	------------------------------------

ZB.2 A-deviations

ZB.2.1 Information on existing A-deviations shall be given in an informative annex to the European Standard.

Use the following text:

"Annex ...
(informative)

A-deviations

A-deviation: National deviation due to regulations, the alteration of which is for the time being outside the competence of the CEN-CENELEC national member."

and depending on the European Standard the text given under a) or b):

a) European Standard under EU harmonization legislation

"This European Standard falls under Directive/Regulation .../.../E...

NOTE (from CEN/CENELEC IR Part 2:2018, 2.16) Where standards fall under EC Directives or Regulations, it is the view of the Commission of the European Communities (OJ No C 59; 1982-03-09) that the effect of the decision of the Court of Justice in case 815/79 Cremonini/Vrankovich (European Court Reports 1980, p. 3583) is that compliance with A-deviations is no longer mandatory and that the free movement of products complying with such a standard should not be restricted within the EC except under the safeguard procedure provided for in the relevant Directive or Regulation.

A-deviations in an EFTA-country are valid instead of the relevant provisions of the European Standard in that country until they have been removed.

Clause Deviation“

b) European Standard not under any EU harmonization legislation

“This European Standard does not fall under any Directive/Regulation of the EU.

In the relevant CEN-CENELEC countries, these A-deviations are valid instead of the respective provisions of the European Standard until the national situation causing the A-deviation has changed.

Clause Deviation“

ZB.2.2 According to CEN/CENELEC IR Part 2:2018, E.2.3, the exact identification of the regulation of the relevant country shall be quoted (title, date and where possible the relevant clause).

**ZB.3 Normative references to international publications with their corresponding European publications
(For CENELEC only)**

In case of endorsement of a reference document (e.g. International Standard), a normative European annex shall be added in which the documents listed as described in Clause 15 are given together with the references of the European publications, if any, to be used instead.

Use the following text:

**“Annex Z ...
(normative)**

Normative references to international publications with their corresponding European publications

The following documents, in whole or in part, are normatively referenced in this document and are indispensable for its application. For dated references, only the edition cited applies. For undated references, the latest edition of the referenced document (including any amendments) applies.

NOTE 1 Where an International Publication has been modified by common modifications, indicated by (mod), the relevant EN/HD applies.

NOTE 2 Up-to-date information on the latest versions of the European Standards listed in this annex is available here: www.cenelec.eu.

<u>Publication</u>	<u>Year</u>	<u>Title</u>	<u>EN/HD</u>	<u>Year”</u>
--------------------	-------------	--------------	--------------	--------------

Annex ZC (normative)

Publication of European Standards as national standards

ZC.1 General

Since European Standards are only published as national standards identical in technical content and presentation, precise uniform rules shall be observed for their incorporation into each national collection of standards.

This incorporation shall be effected by one of the following methods:

- reproduction (see ZC.2);
- endorsement (see ZC.3);
- translation (see ZC.4);

of the official versions in English, French or German of the European Standard.

For the incorporation of amendments, the same rules apply.

In case of the adoption of International Standards with or without common modifications as a European Standard special rules apply for the distribution of the official versions in English, French or German to the CEN/CENELEC members (see Figure ZC.1).

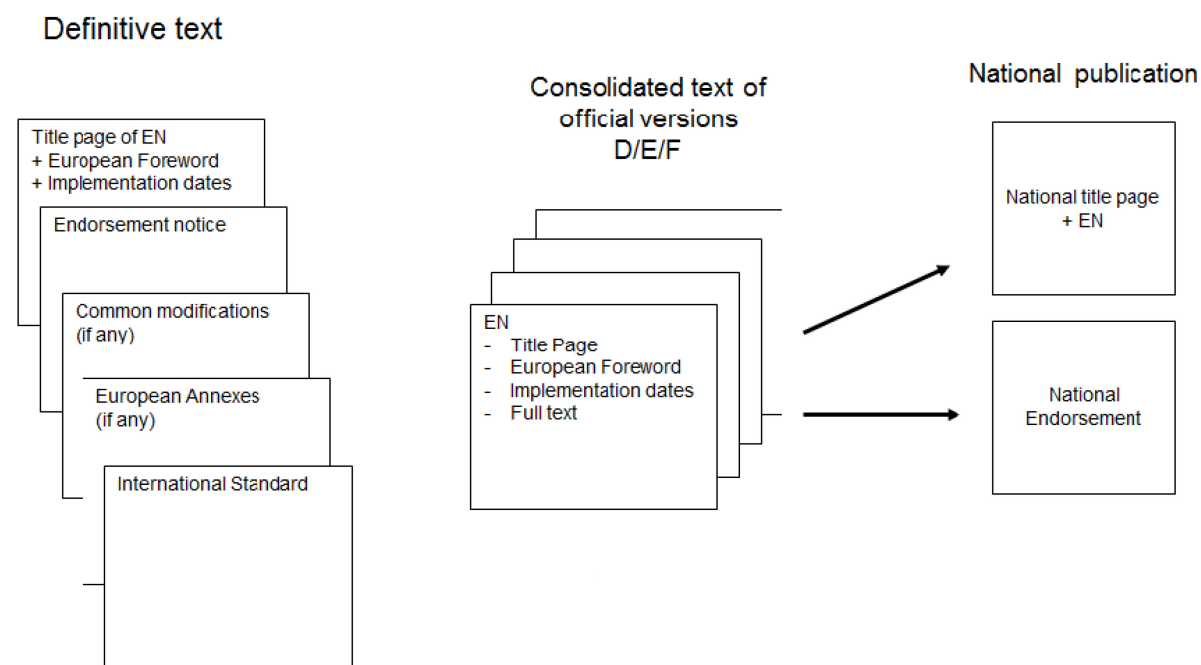


Figure ZC.1 — Publication procedure for a European Standard which is an endorsement of an International Standard

ZC.2 Reproduction of a European Standard

Each National Member shall have a national designation for its national implementation of the European Standard ("EN XXX" becomes "National Designation EN XXX").

In the case of reproduction, a national title page is added. The national designation shall appear on the national title page. The national title page or the national foreword shall also indicate at least the year of the Date of Availability of the European Standard.

A national foreword (see ZC.7.1) and national annexes (see ZC.7.2) are permitted.

The national elements referred to in the above paragraph shall be added in such a manner that if they are detached, the European Standard from the title page to the last page of text (including annexes if any) remains intact. A national identifier of the organization adopting the European Standard shall be made visible on each page of the national implementation, while preserving the elements of the EN definitive text as provided by the CEN-CENELEC Management Centre.

The national designation may be used as the national identifier.

ZC.3 Endorsement of a European Standard

Instead of reproducing a European Standard a CEN/CENELEC member may issue a national endorsement notice.

A national endorsement notice may also be used when the European Standard itself is an endorsement of an international publication.

A national endorsement notice shall include as a minimum:

- the number, title and year of availability of the European Standard (see also ZA.2 and ZA.3);
- a statement that the European Standard has been given the status of a national standard;
- the date from which the endorsed European Standard is valid as having the status of a national standard in that country.

ZC.4 Translation of an official version of a European Standard

Each National Member shall have a national designation for its national implementation of the European Standard ("EN XXX" becomes "National Designation EN XXX").

In the case of translation, a national title page is added. The national designation shall appear on the national title page. The national title page or the national foreword shall also indicate at least the year of the Date of Availability of the European Standard.

A national foreword (see ZC.7.1) and national annexes (see ZC.7.2) are permitted.

European Standards and draft European Standards which are published in languages other than the three official languages of CEN/CENELEC rank as translations for which the relevant member is responsible. They have the same status as the original when notified to the CEN-CENELEC Management Centre by the relevant member.

In the national translation of the EN title page all the information given in the three languages shall be retained unaltered in presentation and content:

- the designation "European Standard",
- the title of the Standard, and

- the name of the issuing organization.

However, the translation of the above details into the national language shall be placed above the information given in the official languages.

Translating shall neither extend nor limit the content of the European Standard, i. e. the content shall remain unaltered by translation and shall be adopted in its entirety, including the list of contents, European foreword, introduction, footnotes, tables, figures and annexes. A national identifier of the organization adopting the European Standard shall be made visible on each page of the national implementation, while preserving the elements of the EN definitive text as provided by the CEN-CENELEC Management Centre.

The national designation may be used as the national identifier.

However, the titles of International Standards referred to shall be given in English or French only.

Subdivisions and numbering of clauses shall also be maintained as in the original.

The following (translated) sentence shall be inserted before the translation of the standard text of the EN title page:

“This standard is the ... [language] version of the European Standard EN [year of availability]. It was translated by ... [member]. It has the same status as the official versions”.

The order of the countries of the members of CEN-CENELEC in the standard shall be in alphabetical order of the language of the translation.

The relevant language symbol in the reference number shall conform to the alpha-2 code specified in ISO 639.

ZC.5 Publication as a national standard of a European Standard which is an endorsement of an International Standard or other reference document

ZC.5.1 General

If a European Standard consists of a reference document (International Standard) and common modifications, if any, the CEN-CENELEC Management Centre distributes (after due treatment by the Editing Committee), the three language versions of the title page and the endorsement notice (with the common modifications and any European annexes).

The CEN-CENELEC members shall use the same rules for presentation when preparing the consolidated text of the European Standard in their language.

The following rules and order of elements apply:

1. The printed European Standard title page reproducing in content and layout the title page distributed by the CEN-CENELEC Management Centre.
2. The reproduced European foreword and implementation dates from the version distributed by the CEN-CENELEC Management Centre.
3. The foreword, introduction, if any, and the text of the reference document. In CENELEC the foreword of the reference document may be excluded.
4. The text of the printed European Standard with common modifications, if any. They may be inserted in place of the text of the reference document. Where these modifications are made, they shall be clearly indicated such as by a vertical line in the margin or other suitable means.

The national standard may include a national informative annex reproducing the parts of the original text of the reference document that have been modified.

The numbering of the pages of the national elements is left to the relevant CEN-CENELEC member.

ZC.5.2 Special case: reference document previously implemented nationally

If a European Standard is an endorsement of a reference document which has been implemented already as a national standard, national implementation of the European Standard shall be effected by one of the following three methods:

- endorsement (see ZC.3);
- issue of a new national title page, together with the European title page and the European foreword;
- issue of a new national edition.

ZC.6 Special national conditions and A-deviations

If a list of special national conditions is given in a normative annex or a list of A-deviations in an informative annex of a European Standard (see Annex ZB), a CEN-CENELEC member is allowed to make reference to this annex by means of national footnotes in its corresponding national standard.

ZC.7 Additional national information

ZC.7.1 National foreword

In order to distinguish the foreword of a European Standard from a national one, the latter shall be headed "National foreword". The word "national" shall likewise be added to any further additional national information.

The national foreword may start on the national title page.

ZC.7.2 National annexes

National annexes, if any, shall be placed after or before the complete text of a European Standard (including EN annexes). They may contain only information provided for easier implementation. A national annex shall not alter any provisions of the European Standard.

An international text (or standard) referred to in a European Standard may be (translated and) reproduced as a national annex to the national standard.

If national annexes are included, care shall be taken to ensure that by their designation they are clearly distinguished from any other annexes in the standard. Therefore they shall be numbered NA, NB, etc.

ZC.7.3 National footnotes

National footnotes shall follow the rules in Clause 26, however care shall be taken to use marks different from those used for EN footnotes.

National footnotes are not permitted in any of the three official versions in English, French or German of the European Standard, but they may be included in national standards implementing them.

ZC.8 References (quotations) in national standards implementing a European Standard

When adopting a European Standard as a national standard, references (quotations) as in Clause 29 shall be maintained unchanged. Information on national standards corresponding to International Standards and standard-like publications referred to or quoted in the European Standard may be given in the national foreword or in a national annex (see ZC.7.2).

Reference to any such information may be made within the text of the European Standard by a national footnote on the relevant page or pages (see Clause 26).

EXAMPLE “National footnote: ISO 1234:1986 is equivalent to SLO 5678:1987, see national foreword.”

ZC.9 Composition of a European Standard and scheme for its national publication

A typical composition of a European Standard when published as a national standard is shown in Figure ZC.2. See also ZC.2.

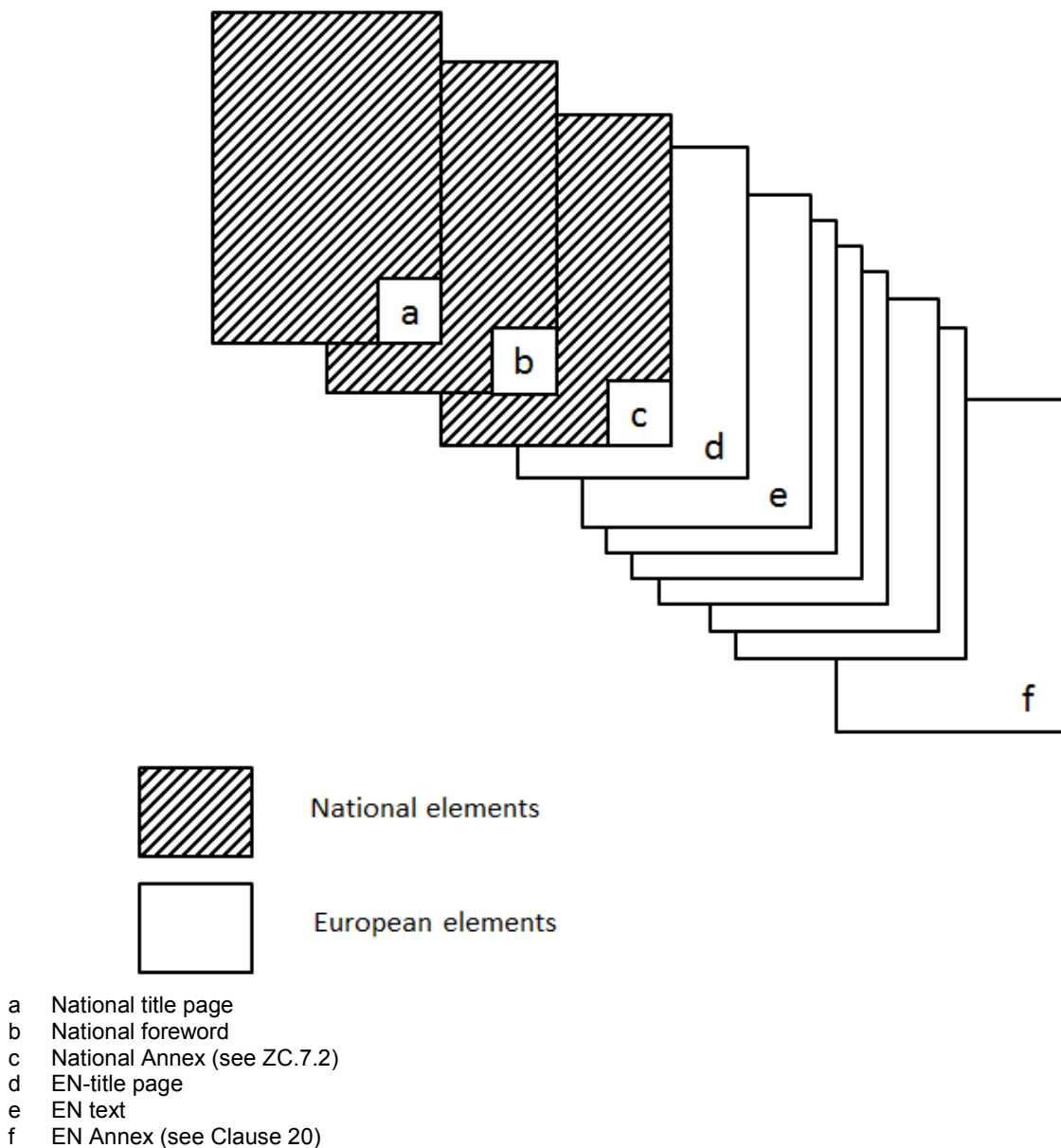


Figure ZC.2 — Elements of the national publication of a European Standard